

# Cafcass Demand & Performance Report

August 2019 Summary



## Summary

### Public Law

- Cafcass has received a total of **4,499** new Public Law Care applications so far during 2019/20 (Apr-2019 to Jul-2019), this is a decrease of **4.6%** (218 applications) compared to the same period last year and a decrease of **6.6%** (318 applications) compared to demand received in 2017/18.
- On average Cafcass has received **1,125** new Care applications per month during 2019-20.
- During 2019-20, the demand for non-care public law cases increased by **15.1%** (253 cases). When compared to 2017/18, it is an increase of 17.6% (288 cases).
- Care and supervision (s31) application duration remained at **33** weeks in Q1 2019/20, the same as Q4 2018/19 and an increase on previous quarters in 2018/19 which have been reconciled down,
- **46.8%** of Care and Supervision applications were completed within 26 weeks in Q4 18/19; this is a decrease from 49.7% in the previous quarter.
- As at the end of July 2019, the stock of open Care cases decreased by **2.8%** (292 cases) compared to July 2018.


### Private Law

- Cafcass has received a total of **15,559** new Private Law cases so far during 2019/20 (Apr-2019 to Jul-2020), this is an increase of **9.8%** (1,387 cases) on 2018/19 and an increase of **9.8%** (1,373 cases) compared 2017/18.
- On average, Cafcass has received **3,890** new Private Law cases per month during 2019/20.
- As at the end of July 2019 the stock of open Private Law cases increased by **13.0%** (2,591 cases) compared to July 2018.
- Cafcass' involvement in Private Law took an average of **19 weeks** (Q4 2018/19), the previous quarter was reconciled up to 20 weeks.

### Other

- KPI performance remains strong with all measures in Green during 2019/20. Full KPI data can be viewed in Appendix 1.
- The average active caseloads of our social work staff have increased to **22.3 cases** (August 2019) from 20.8 (August 2018). Further detail on caseloads can be found in Appendix 5.
- As at the end of July 2019 there was a full time equivalent (FTE) of 1,373.3 employed Social Work staff, this is 2.3% more than in July 2018.
- In their latest forecast the MoJ predict a reduction of 0.1% for public law and an increase of 4.3% for private law for 2019-20. Cafcass' own forecast based on historic trend show an overall increase of 5.3% for the total demand in 2019-20.

# Key Performance Indicators (KPI) – 2018/19 (YTD)



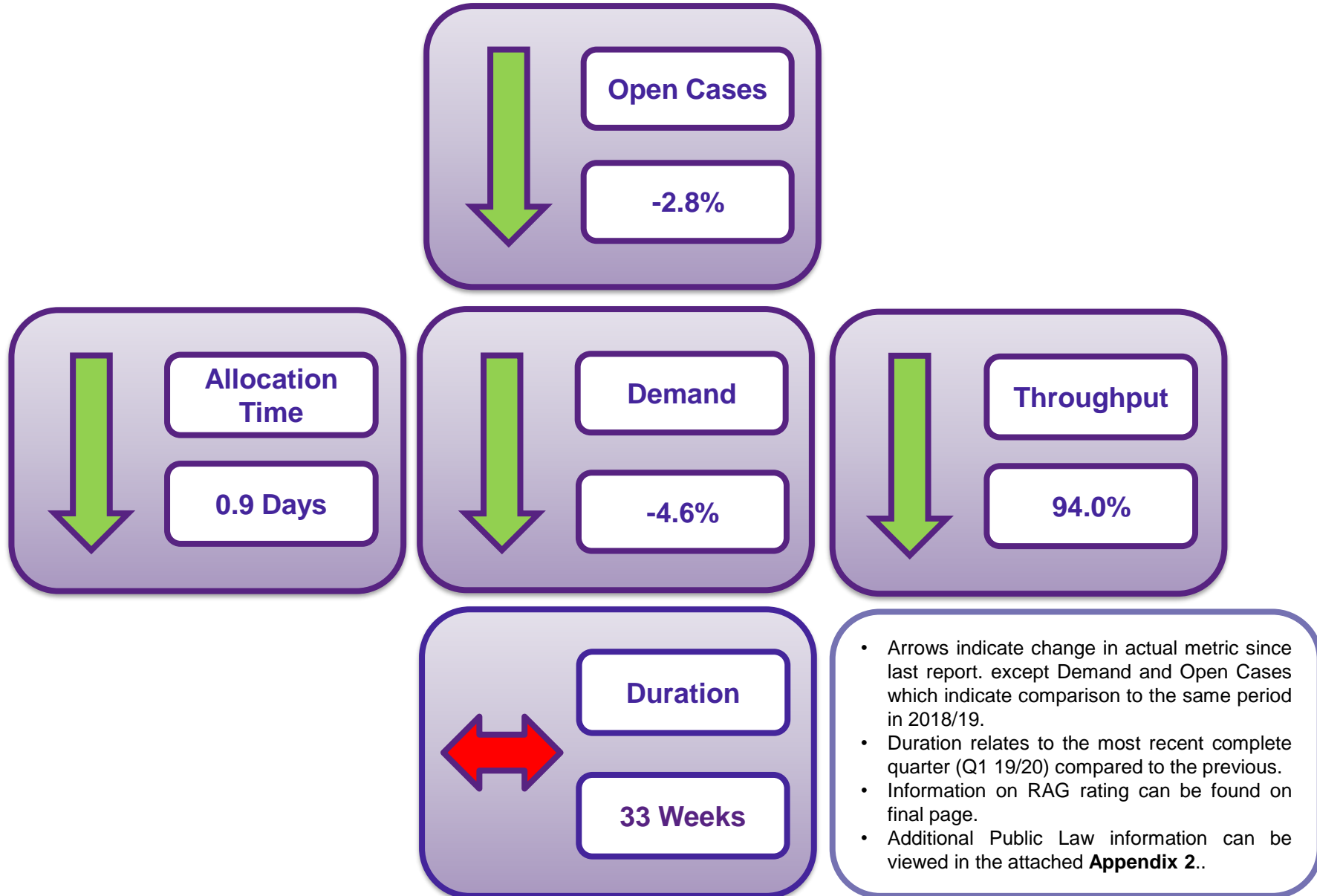
Key Performance Indicator (KPI)	Target
1: Public care cases allocated to Children’s Guardian at month end	97%
2: Average working days to allocate Children’s Guardian to care case	<3 working days
3: Private law cases allocated to Family Court Adviser at month end	97%
4: Private law section 7 reports filed by agreed date	97%

Additional KPI performance information can be viewed in the attached **Appendix 1**.

- All 2019/20 KPIs have exceeded target (April 2019 – July 2019).
- The average number of weeks to file Section 7 reports has slightly increased from 10 weeks in 2018/19 (Apr-Mar) to 10.7 weeks in 2019/20. Year to date Section 7 report demand has increased in 2019/20 by 19.5% (1,290 reports) compared to the same period last financial year.
- KPI 2 performance is 0.9 working days to allocate a Children’s Guardian, a decrease from 1.1 days for the same period in 2019/20.
- **Definition of the national Key Performance Measures (KPMs) monitored by the Family Justice Board are provided below for information.**

Key Performance Measure (KPM)	Ambition for 2018/19
KPM1 – Average (mean) duration of section 31 care or supervision cases (From date of application to first full order i.e. not interim order)	26 weeks (averaged over the year)
KPM2 – Proportion of section 31 care or supervision cases completing within 26 weeks.	65-75%
KPM3 – Average (mean) number of hearings per section 31 care or supervision case	Average of 5 (or fewer) hearings be held per new section 31 care or supervision case
KPM4 – Timeliness of progression of section 8 cases in court	
a) Proportion of section 8 cases where the FHDRA or urgent first hearing takes place within six weeks.	70% - 80% of FHDRA hearings take place within 6 weeks of the application
b) Average time from application to final order for section 8 cases	Continuous improvement
5: Take-up and initial effectiveness of publicly-funded family mediation:	
5a: Number of couples attending a MIAM where one or both parties are publicly-funded	6,000 couples a quarter attending a MIAM
5b: Number of publicly-funded family mediations reaching full/partial agreement on the issues in dispute	2,400 publicly funded mediation agreements a quarter reaching full/partial agreement on the issues in disagreement
5c: Proportion of MIAMs converted to Mediations Starts.	No specific level of ambition set

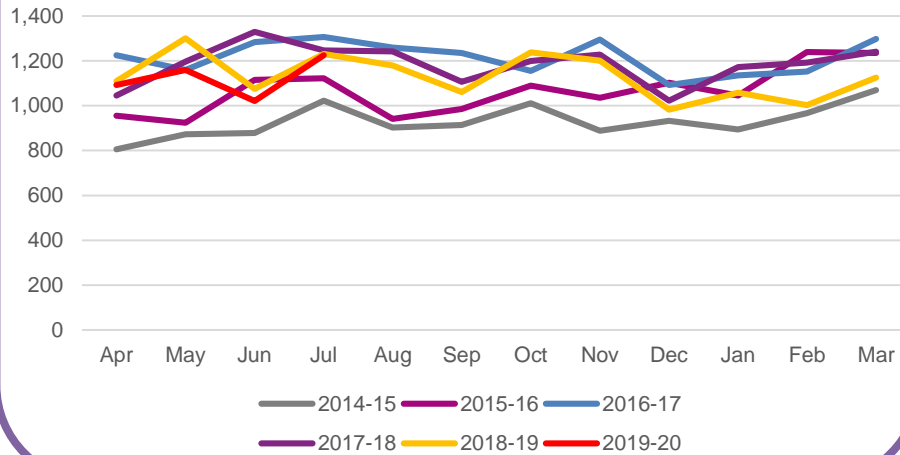
# Public Law (Care) 2019/20 YTD



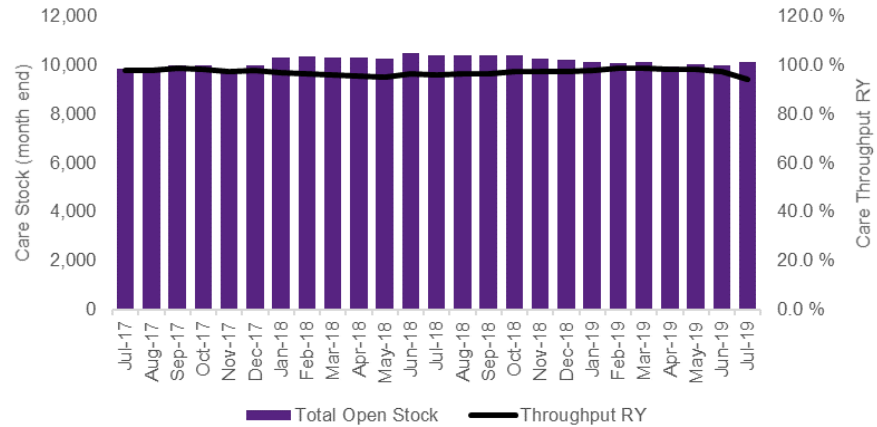
# Public Law (Care)



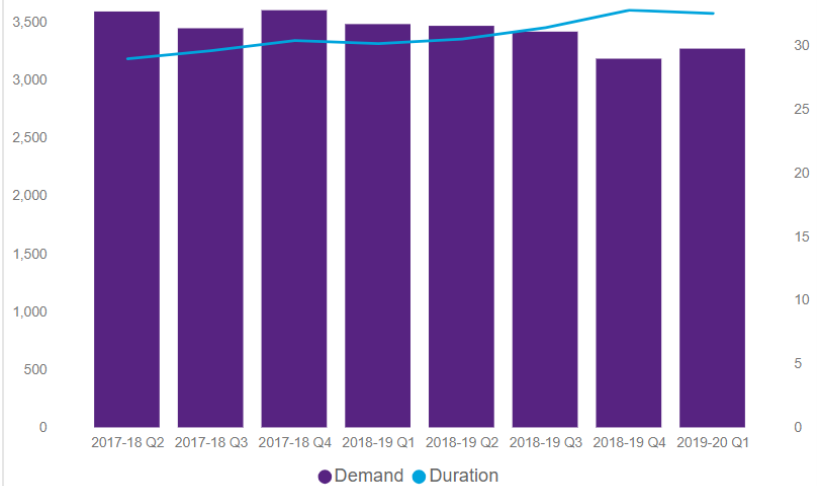
### Cafcass Care Application Demand



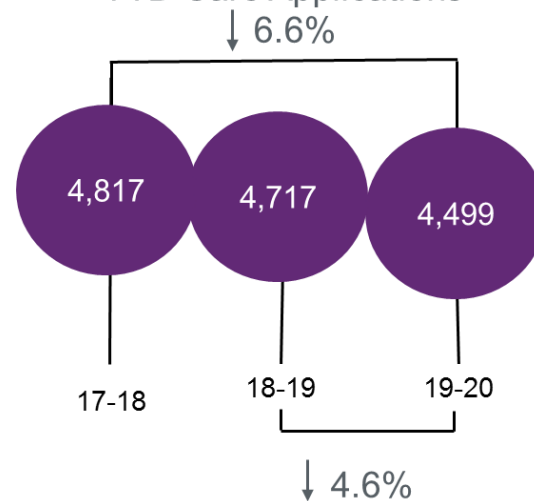
### Care Throughput RY / Care Stock (24 Months)



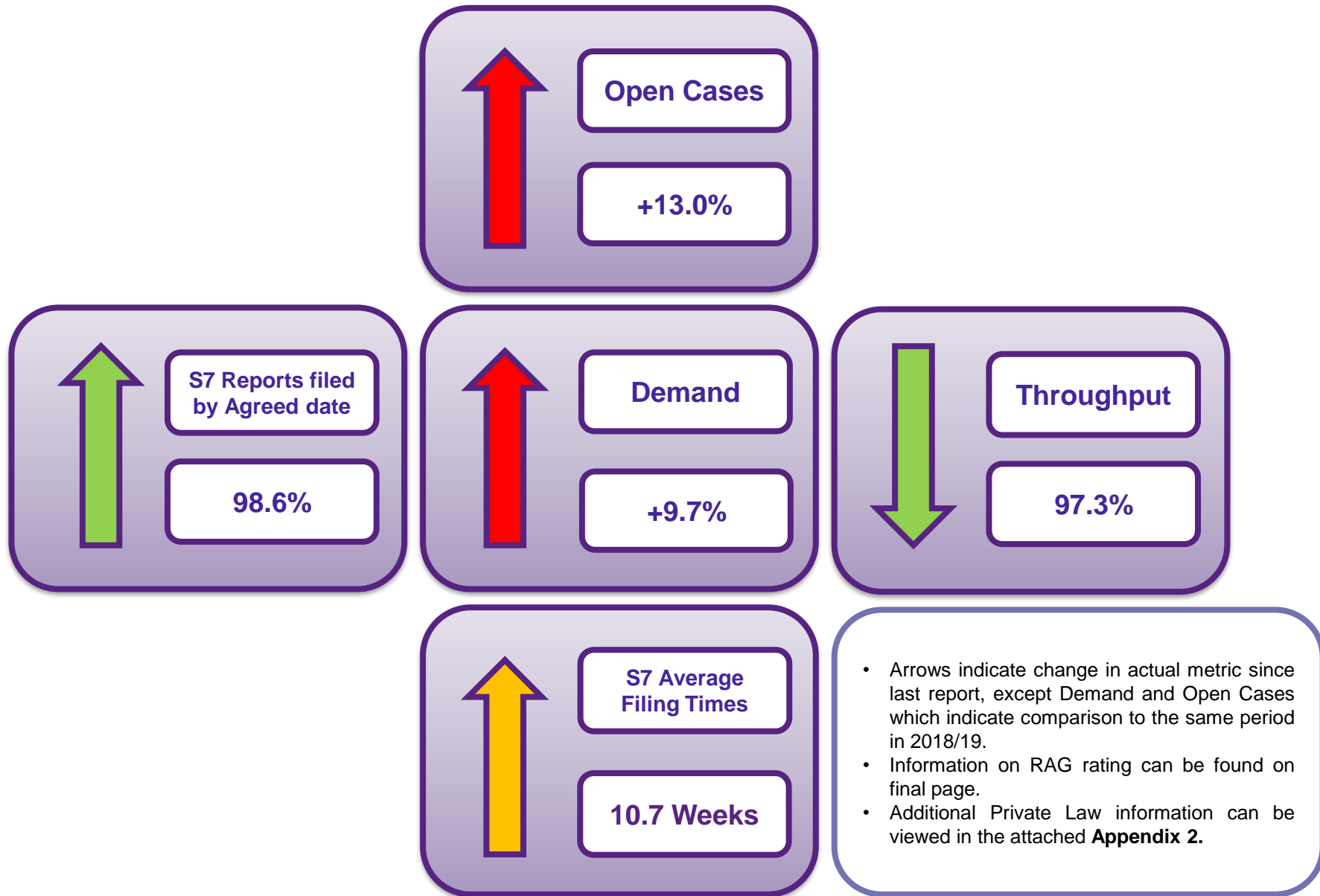
### Public Law - Care Application Demand and Duration



### YTD Care Applications



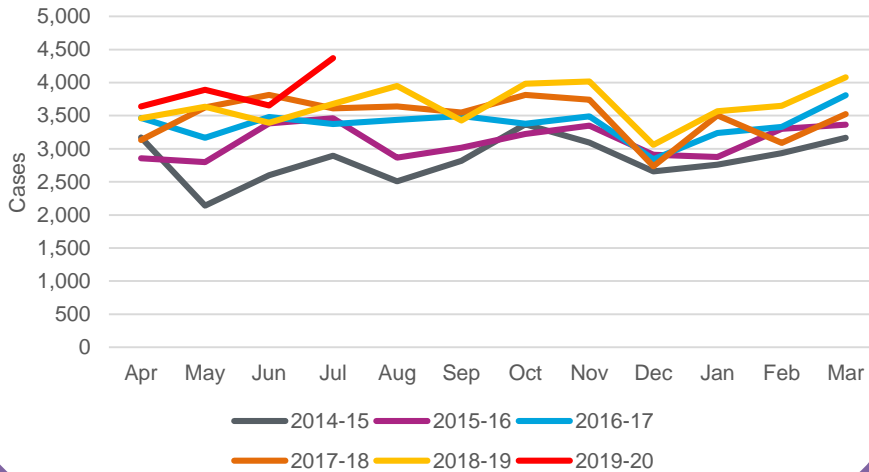
# Private Law 2018/19 YTD



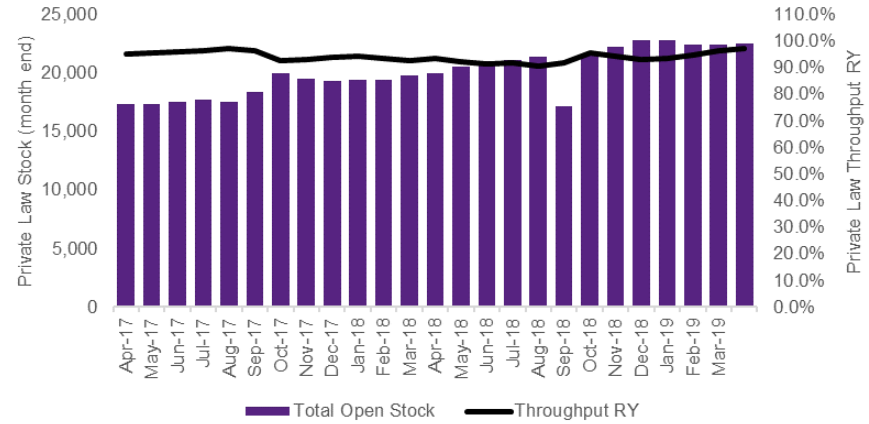
# Private Law



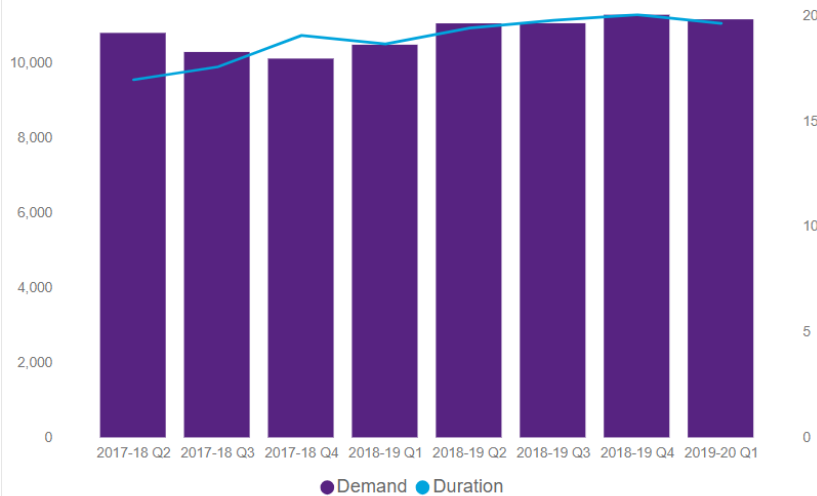
### Private Law Case Demand



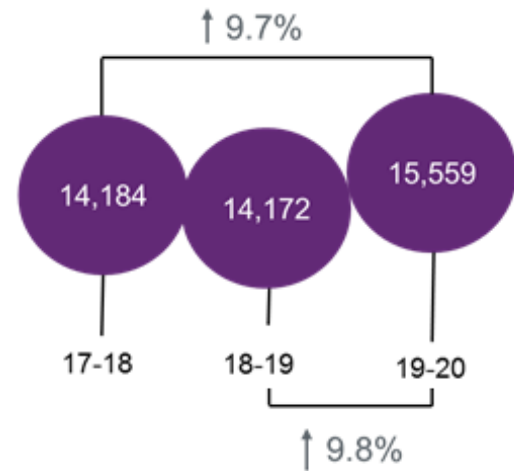
### Private Throughput - Rolling Year vs Open Private Stock



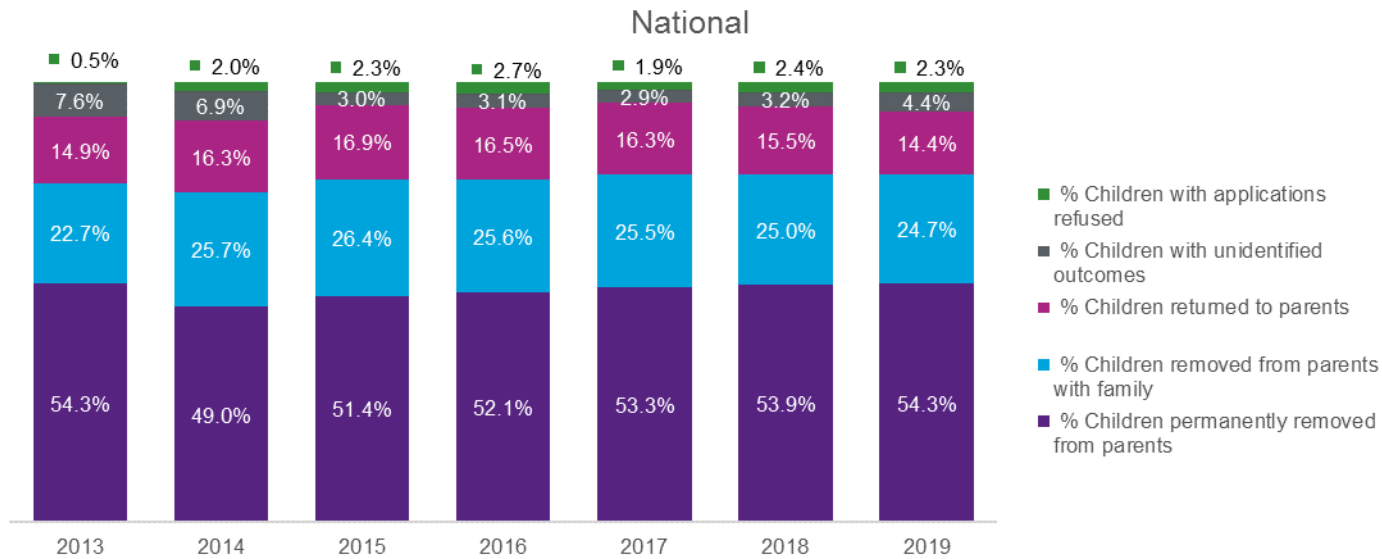
### Private Law - Case Demand and Duration



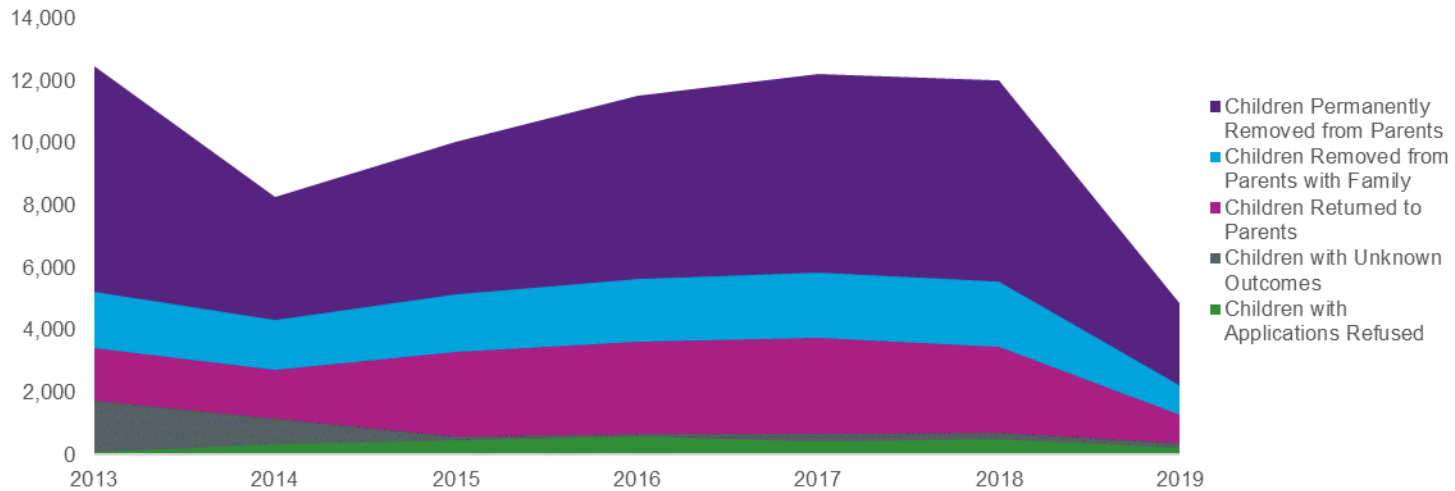
### YTD Private New Law Case



# Outcome Combinations on S31 Applications by Calendar Year (January 2013 – March 2019)



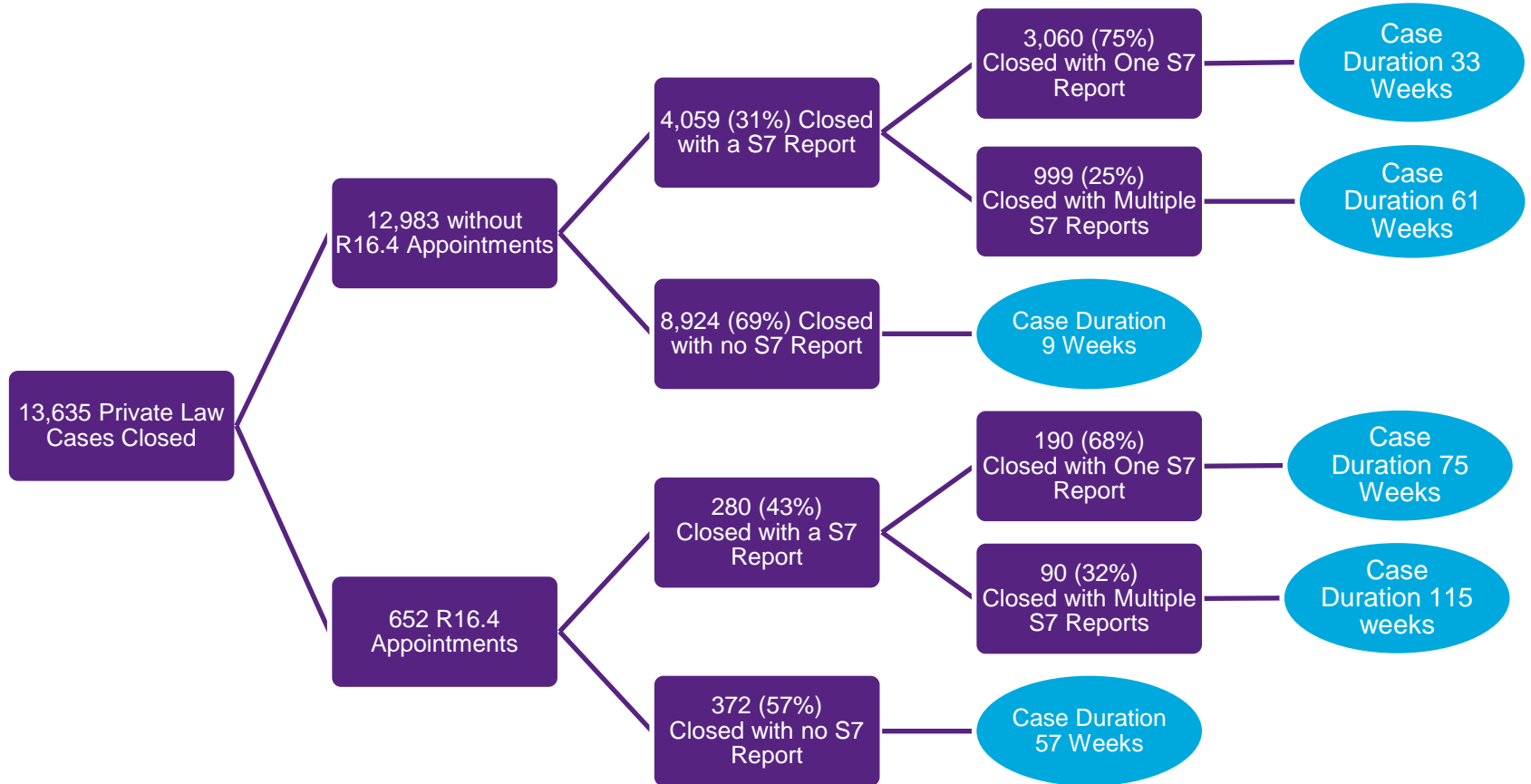
Children with Legal Outcomes per Calendar Year



Additional information on the grouping can be viewed in the attached **Appendix 2**.

# Private Law – Year to Date

## Closed Cases (April 2019 to July 2019)



With relation to new Private Law cases year to date (April 2019 to July 2019) there has been:

- A **19.4% increase** in Section 7 reports demand (7,906 in the period compared to 6,624 for the same period in 2018-19);
- A **16.1% increase** in Rule 16.4 Appointments (976 in the period compared to 841 for the same period in 2018-19).



# Public Law Care & Supervision Duration (s31) Heat Map (by DFJ Area)

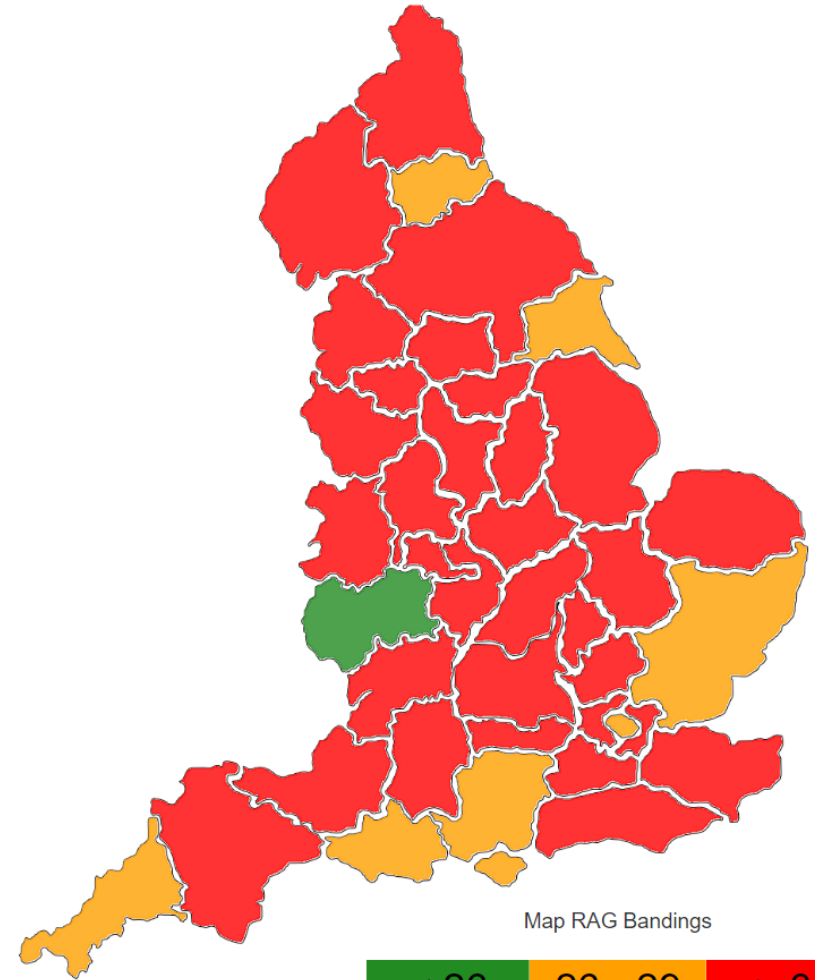
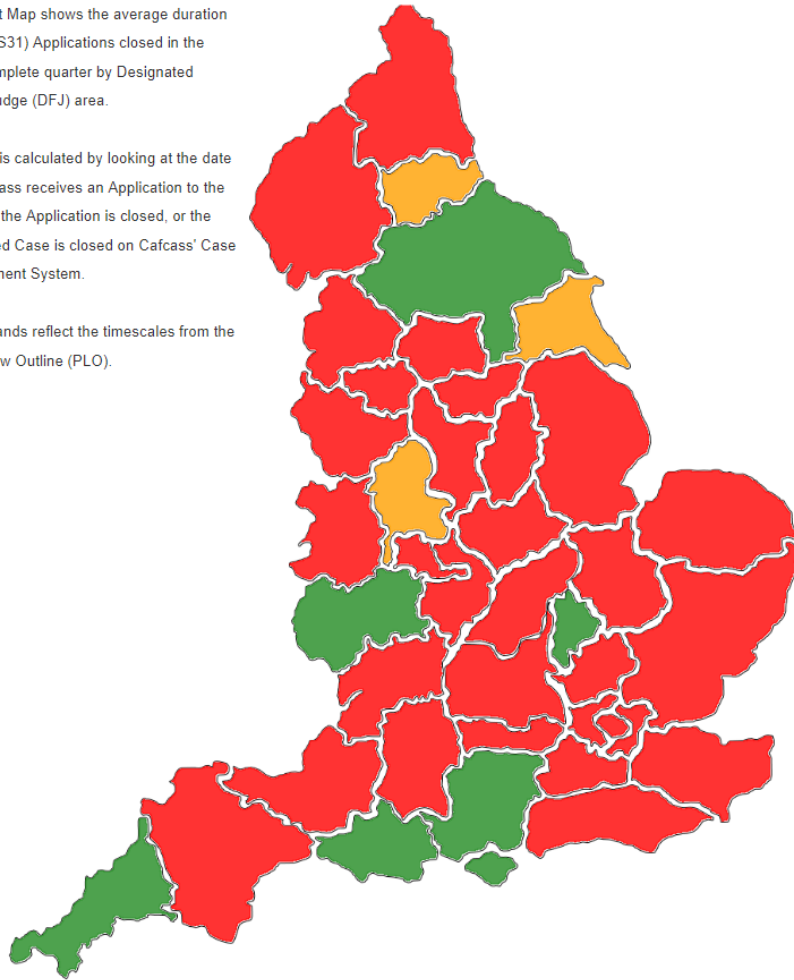
Care and Supervision (S31) Application Duration - 2019-20 Q1

Care and Supervision (S31) Application Duration - 2018-19 Q4

This Heat Map shows the average duration of Care (S31) Applications closed in the latest complete quarter by Designated Family Judge (DFJ) area.

Duration is calculated by looking at the date that Cafcass receives an Application to the date that the Application is closed, or the associated Case is closed on Cafcass' Case Management System.

Colour bands reflect the timescales from the Public Law Outline (PLO).



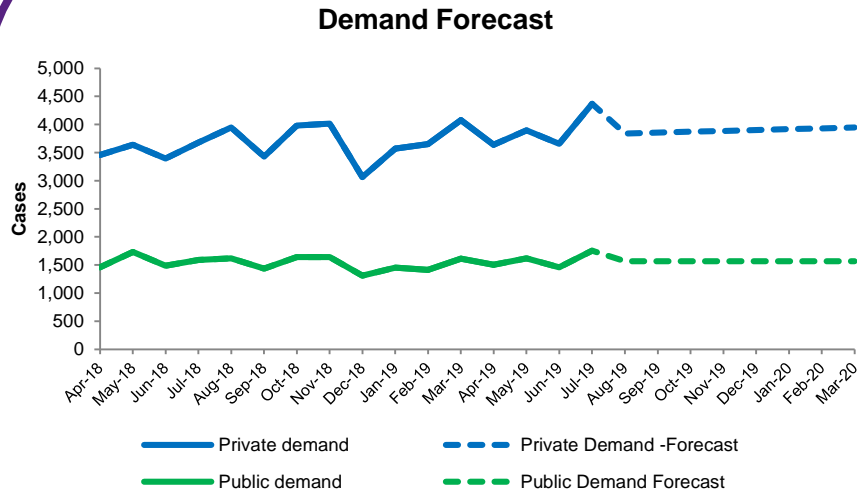
Map RAG Bandings



A full breakdown by DFJ can be accessed in the attached **Appendix 3**.

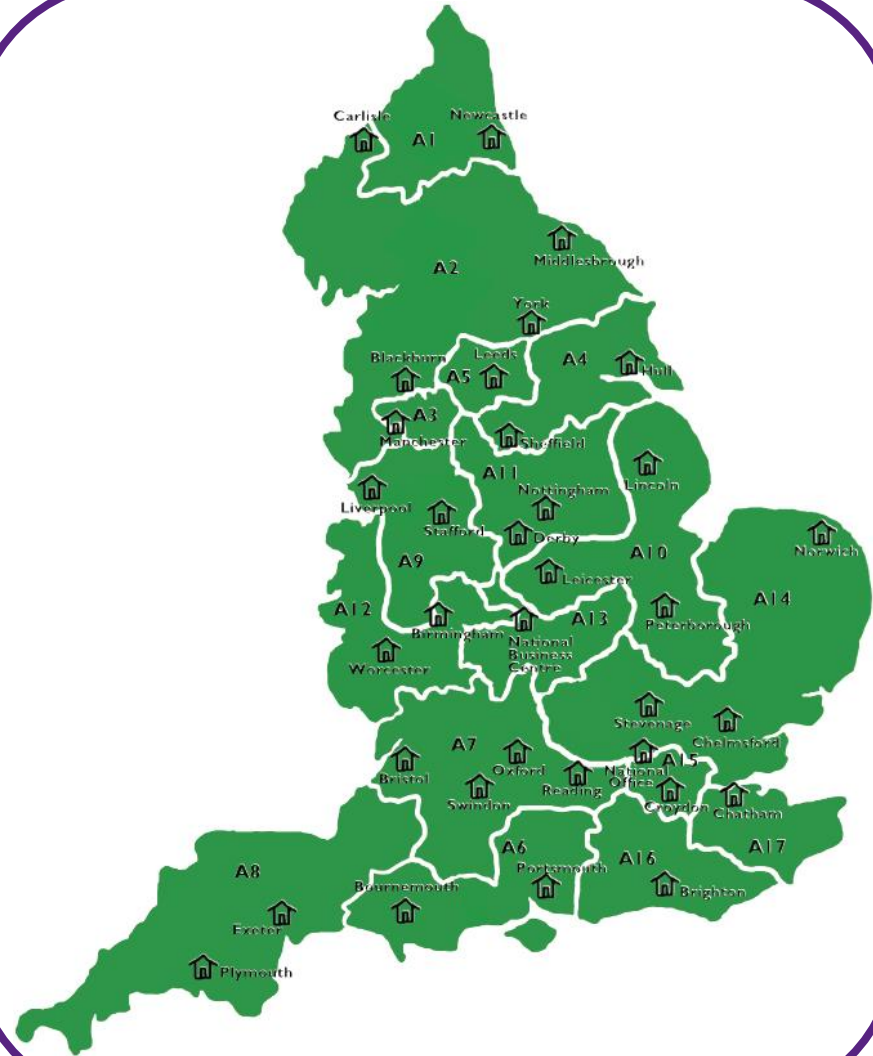
# Demand Forecast

## Demand Forecast



- At the end of Q1 2019-20, MoJ forecasted 0.1% decrease for public law and a 4.3% increase for private law for the year 2019-20. These are reviewed and updated biannually.
- An overall forecast for total demand based on [historical Cafcass data](#) returns **an overall increase of 5.3%** for total demand in 2019-20.

## Annex 1: Cafcass Office Map



## Demand

New public law applications and private law cases

Demand has reduced by more than 2% on the previous year

Demand levels are within 2% of last year's total.

Demand has increased in excess of 2% on last year.

## Throughput

Cases or applications opened / cases or applications closed in rolling 12 month period (turnover)

Throughput (cases open/cases closed) exceed 95%

Throughput is below 95% but exceeds 90%

Throughput is lower than 90%

## Open Cases

New public law care cases and private law cases

The stock of open cases has reduced by more than 2% on the previous year

The stock of open cases is within 2% of last year.

The stock of open cases has increased by more than 2% on last year.

## Duration

The Cafcass duration of care and supervision applications

Cafcass duration is 26 weeks or below

Cafcass duration is 27 weeks or above and below 30 weeks

Cafcass duration is in excess of 30 weeks

## Allocation Time

The time to allocate a children's guardian to a care case

The time to allocation is between 0 and 2.9 days

The time to allocation is between 3 and 4.9 days

The time to allocation is 5 days or above

## S7 Reports filed by Agreed date

Proportion of section 7 reports filed by the agreed date with the court in the private law cases

S7 Reports filed to agreed filing times are between 97% and 100%

S7 Reports filed to agreed filing times are between 90% and 96%

S7 Reports filed to agreed filing times are below 90%

## S7 Average Filing Times

The average duration (in weeks) to file a section 7 report in private law cases

S7 average filing times are below 10 weeks

S7 average filing times are between 10 and 12 weeks

S7 average filing times are above 12 weeks