

Cafcass Demand & Performance Report

November 2019 Summary



Total Demand

- Cafcass received **38,143** new Total Cases between April 2019 and October 2019 featuring **58,061** children; this is **+4.5%** (1,649) cases and **+1.8%** (1,013 children) when compared to the same period in 2018.
- On average, Cafcass has received **5,449** new Total Cases per month so far, this year which feature on average **8,294** children.
- Overall, there were **35,117** total open children's cases at the end of October 2019, this is **+4.2%** (1,419) cases when compared to October 2018.

Public Law

- Cafcass received **10,852** new Public law cases between April 2019 and October 2019 featuring **17,550** children; this is **-1.0%** (-111) cases and **-3.1%** (-570) children compared to the same period in 2018, this included:
 - **Care: 7,794** new Care Applications between April 2019 and October 2019 featuring **12,645** children; this is **-5.0%** (-407) applications and **-5.7%** (-770) children.
 - **Non-Care:** The demand for non-care public law cases has increased by **+9.2%** (274) cases. When compared to 2017/18, it is an increase of 12.6% (363 cases). **We need a comment on what that increase is about**
- Care and supervision (s31) application average duration remained at **33** weeks in Q2 2019/20, this has remained the same for the last three quarters.
- **43.6%** of Care and Supervision applications were completed within 26 weeks in Q2 19/20; this is an increase from 42.8% in the previous quarter.

Private Law

- Cafcass received **27,316** new Private Cases between April 2019 and October 2019 featuring **40,511** children; this is **+7.0%** (+1,788) cases and **+4.1%** (+1,583) children compared to the same period in 2018.
- In Q2 2019/20 Cafcass' involvement in Private Law took an average of **20 weeks**, this is in-line with the previous two quarters.
- There has been 13,763 section 7 report request between April 2019 and October 2019, this is **+15.5%** compared to the same period in 2018.
- There has been 1,743 Rule 16.4 Appointments between April 2019 and October 2019, this is **+15.8%** compared to the same period in 2018.

Other

- Year to date (April to October 2019) all KPIs remain Green. Full KPI data can be viewed in Appendix 1.
- In the most recent Case File Audits, quality grading has been positive with **76%** being graded as Good (59%) or Outstanding (17% - exceeding 10% national target), and 4% graded as Requires Improvement – exceeding the 7% national target.
- The average active caseloads of our social work staff have increased to **22.3 cases** (November 2019) from 21.2 (November 2018). See Appendix 5 for more detail.
- As at the end of October 2019 there was a full time equivalent (FTE) of **1,396.8** employed Social Work staff, this **+2.4%** than October 2018.
- In their latest forecast the MoJ predict **-0.1%** for public law **+4.3%** for private law for 2019-20. Cafcass' own forecast based on historic trend show **+3.2%** for the total demand.

April to October 2019 (Summary)



+4.5%

38,143 Total New Cases



+1.8%


58,061 Children on New Cases



+4.2%

35,117 Open Children's Cases

Key Performance Indicators (KPI) – 2019/20 (YTD)



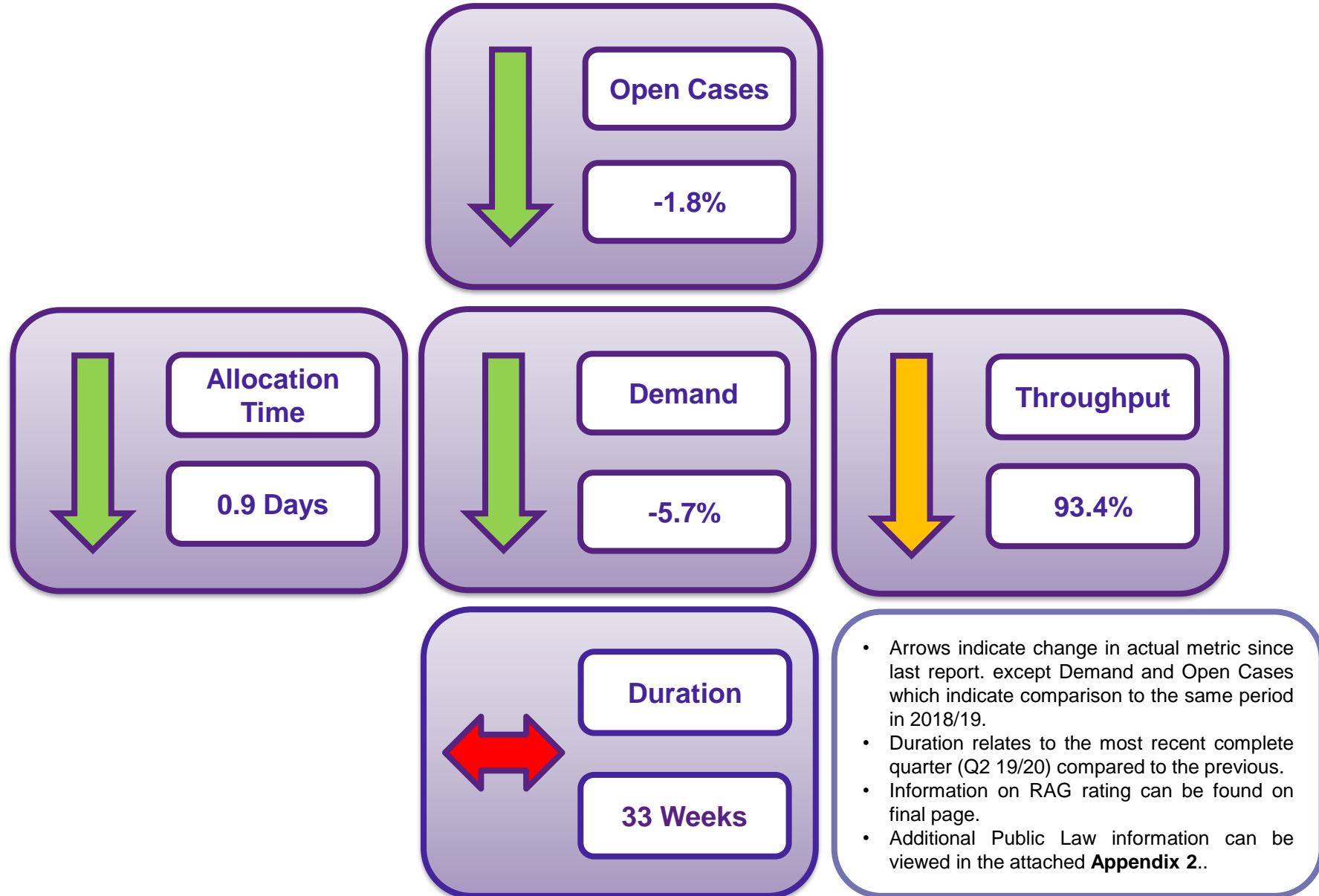
Key Performance Indicator (KPI)	Target
1: Public care cases allocated to Children’s Guardian at month end	97%
2: Average working days to allocate Children’s Guardian to care case	<3 working days
3: Private law cases allocated to Family Court Adviser at month end	97%
4: Private law section 7 reports filed by agreed date	97%

Additional KPI performance information can be viewed in the attached **Appendix 1**.

- All 2019/20 KPIs have exceeded target (April 2019 – October 2019).
- The average number of weeks to file Section 7 reports has increased from 10.2 weeks in 2018/19 (Apr-Oct) to 10.9 weeks in 2019/20. Year to date Section 7 report demand has increased in 2019/20 by 15.5% (1,844 reports) compared to the same period last financial year.
- KPI 2 performance is 0.9 working days to allocate a Children’s Guardian, a decrease from 1.0 days for the same period in 2019/20.
- **Definition of the national Key Performance Measures (KPMs) monitored by the Family Justice Board are provided below for information.**

Key Performance Measure (KPM)	Ambition for 2018/19
KPM1 – Average (mean) duration of section 31 care or supervision cases (From date of application to first full order i.e. not interim order)	26 weeks (averaged over the year)
KPM2 – Proportion of section 31 care or supervision cases completing within 26 weeks.	65-75%
KPM3 – Average (mean) number of hearings per section 31 care or supervision case	Average of 5 (or fewer) hearings be held per new section 31 care or supervision case
KPM4 – Timeliness of progression of section 8 cases in court	
a) Proportion of section 8 cases where the FHDRA or urgent first hearing takes place within six weeks.	70% - 80% of FHDRA hearings take place within 6 weeks of the application
b) Average time from application to final order for section 8 cases	Continuous improvement
5: Take-up and initial effectiveness of publicly-funded family mediation:	
5a: Number of couples attending a MIAM where one or both parties are publicly-funded	6,000 couples a quarter attending a MIAM
5b: Number of publicly-funded family mediations reaching full/partial agreement on the issues in dispute	2,400 publicly funded mediation agreements a quarter reaching full/partial agreement on the issues in disagreement
5c: Proportion of MIAMs converted to Mediations Starts.	No specific level of ambition set

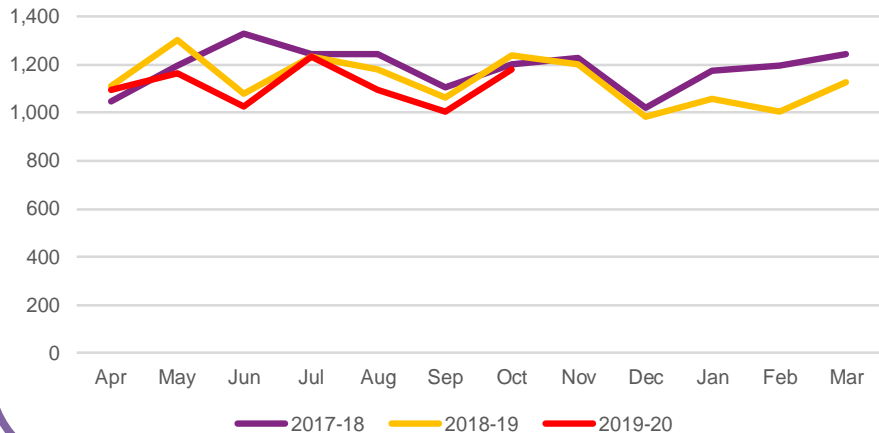
Public Law (Care) 2019/20 YTD



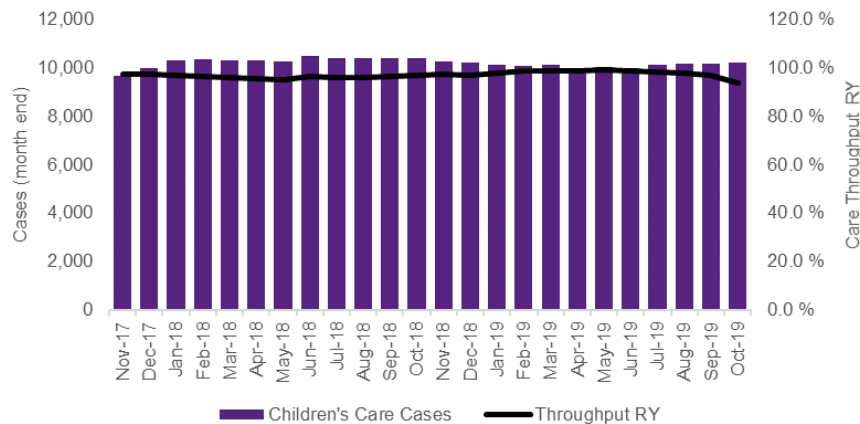
Public Law (Care)



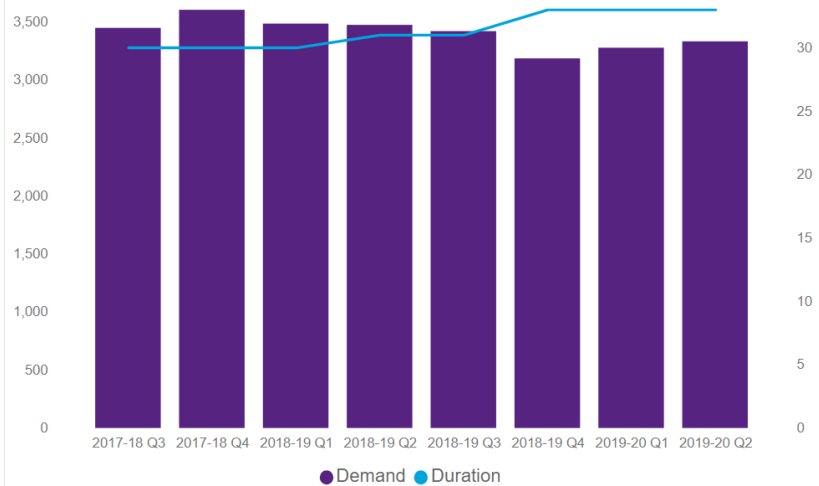
Cafcass Care Application Demand



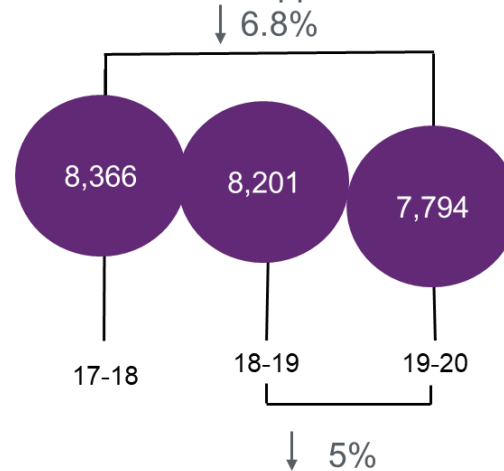
Care Throughput RY / Children's Care Cases (24 Months)



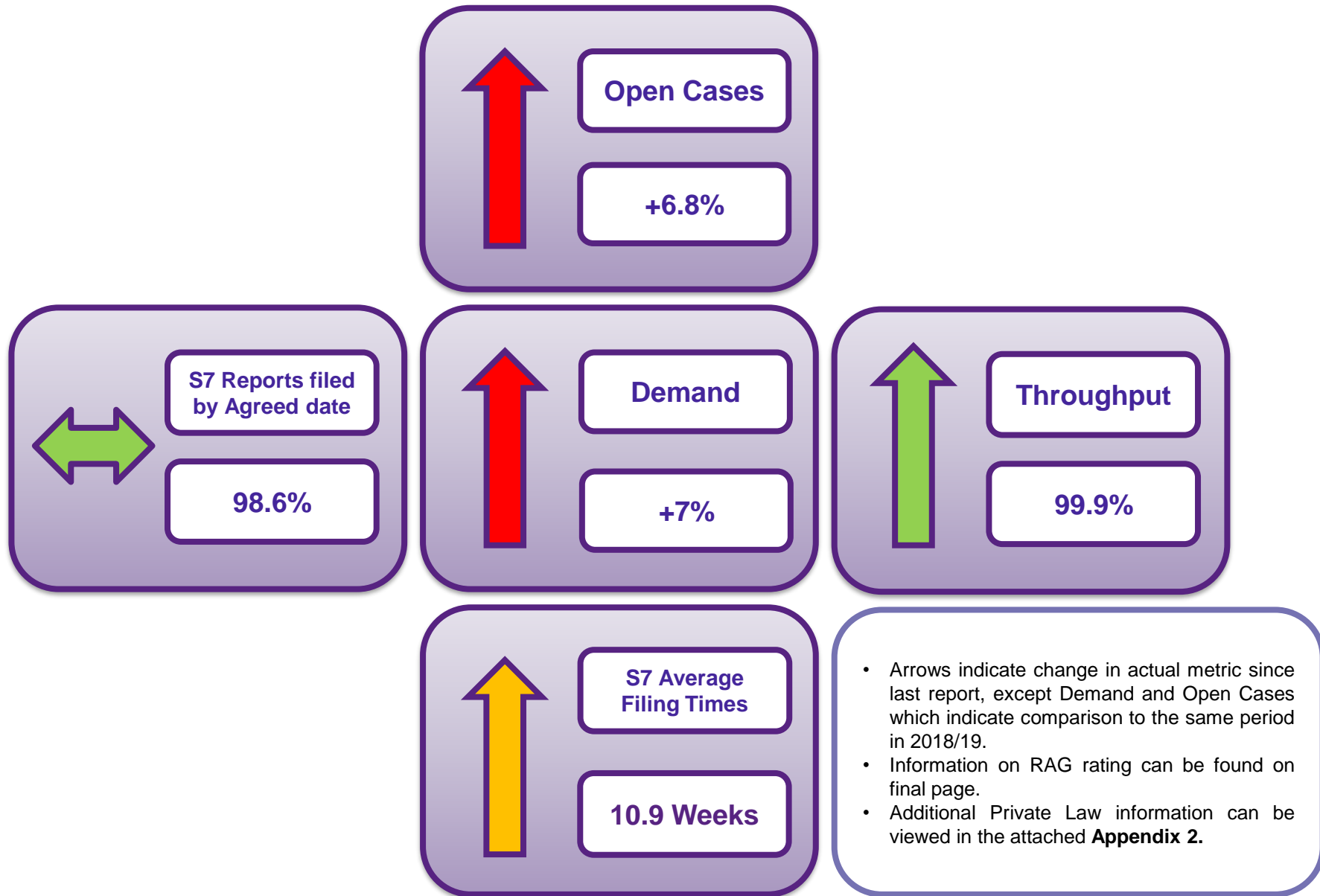
Public Law - Care Application Demand and Duration



YTD Care Applications



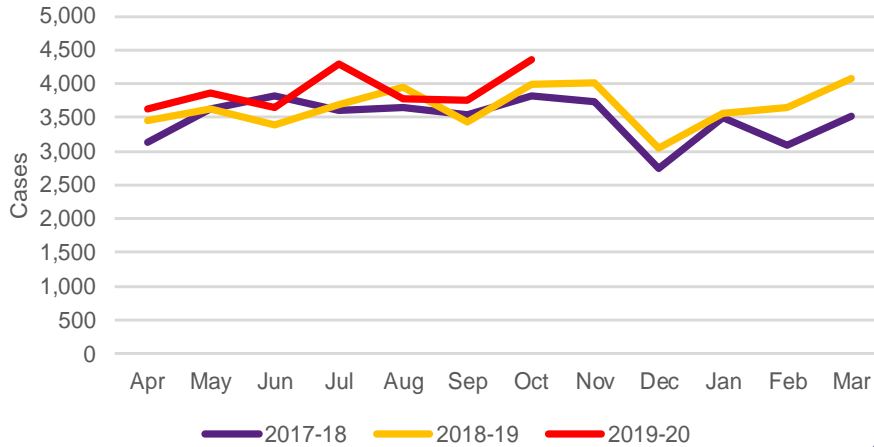
Private Law 2018/19 YTD



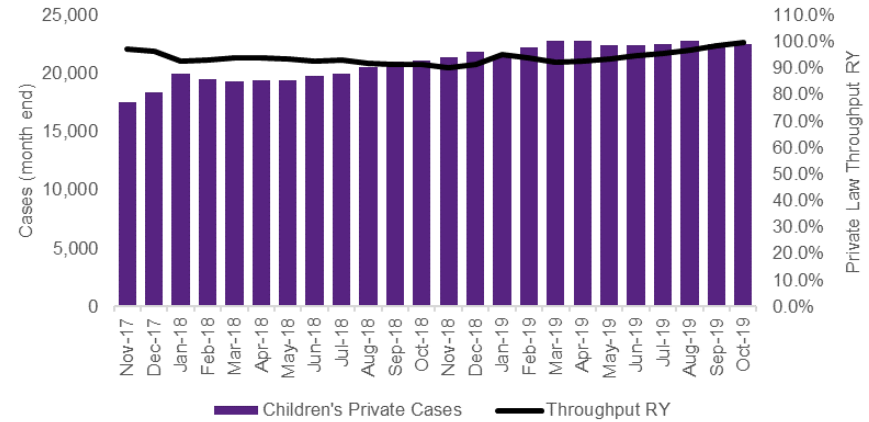
Private Law



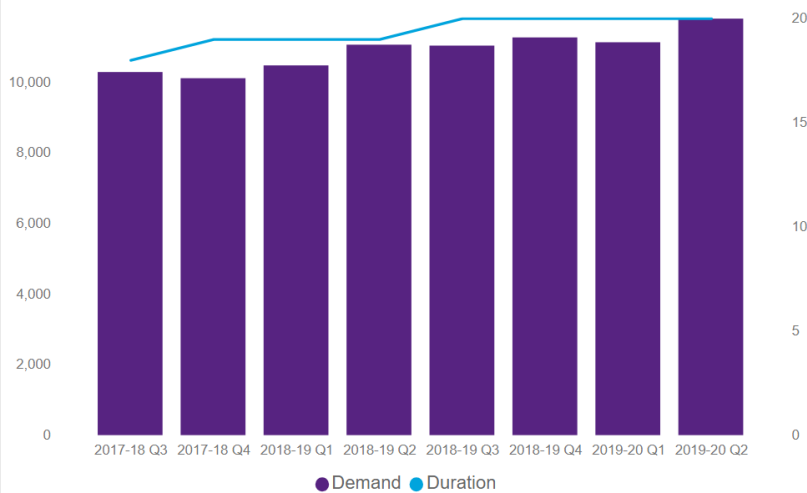
Private Law Case Demand



Private Throughput - Rolling Year vs Children's Private Cases



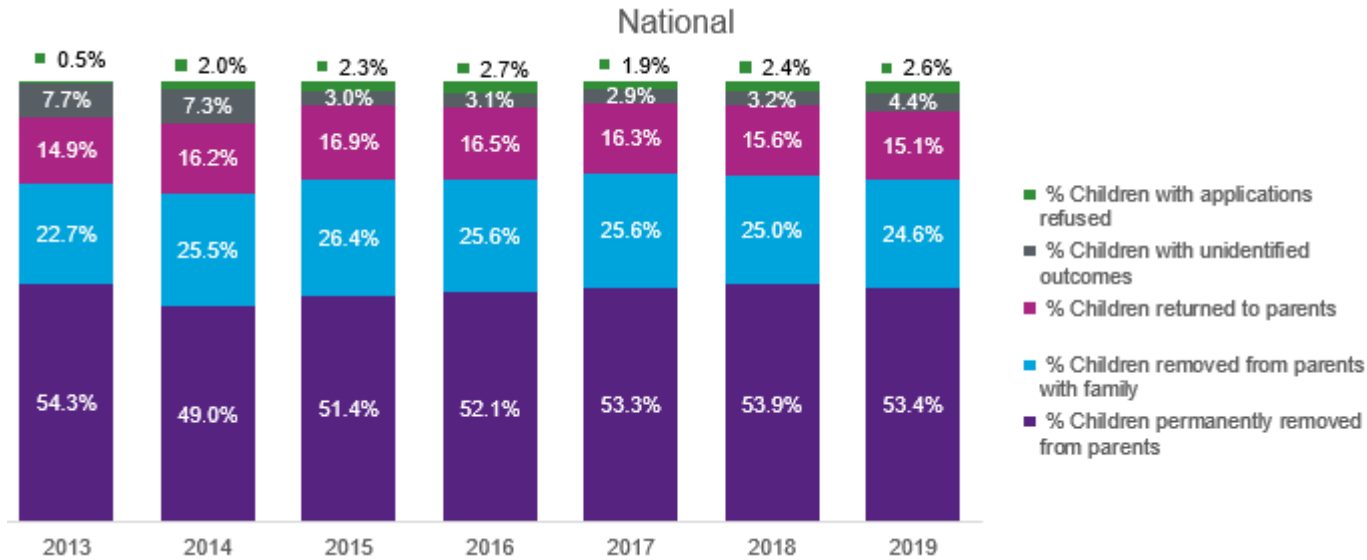
Private Law - Case Demand and Duration



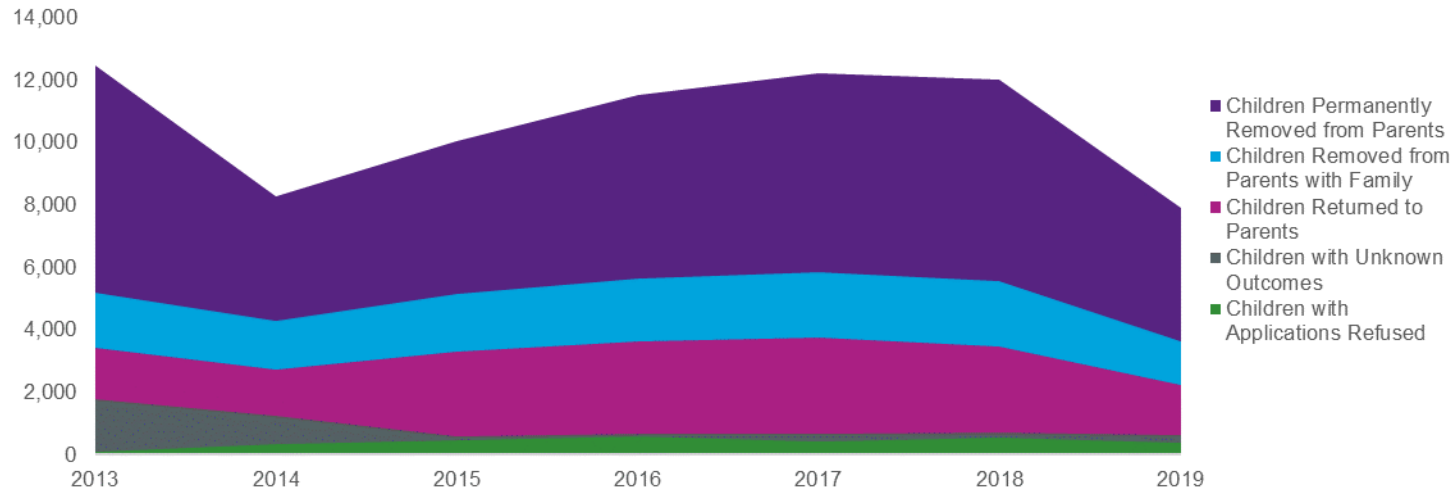
YTD New Private Law Cases



Outcome Combinations on S31 Applications by Calendar Year (January 2013 – September 2019)



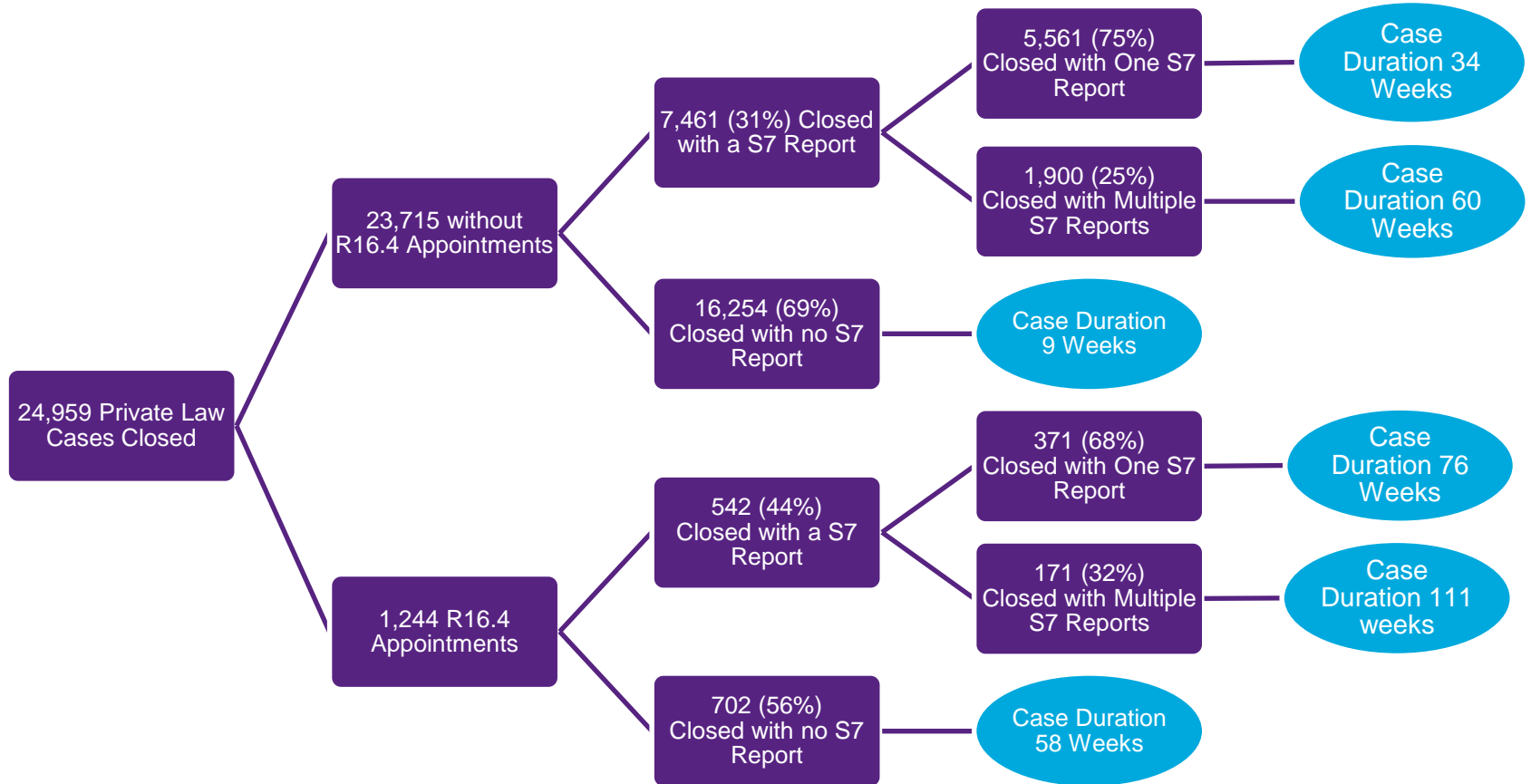
Children with Legal Outcomes per Calendar Year



Additional information on the grouping can be viewed in the attached **Appendix 2**.

Private Law – Year to Date

Closed Cases (April 2019 to October 2019)



With relation to new Private Law cases year to date (April 2019 to October 2019) there has been:

- A **15.5% increase** in Section 7 reports demand (13,763 in the period compared to 11,919 for the same period in 2018-19);
- A **15.8% increase** in Rule 16.4 Appointments (1,743 in the period compared to 1,505 for the same period in 2018-19).

Public Law Care & Supervision Duration (s31) Heat Map (by DFJ Area)

Care and Supervision (S31) Application Duration - 2019-20 Q2

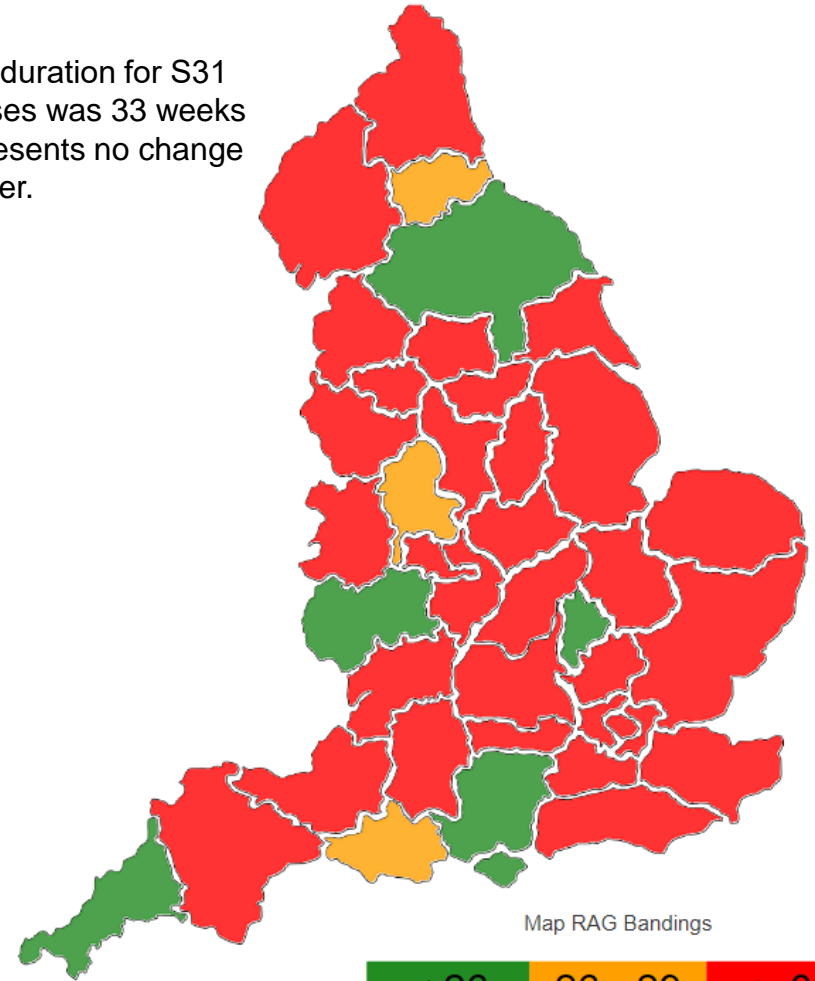
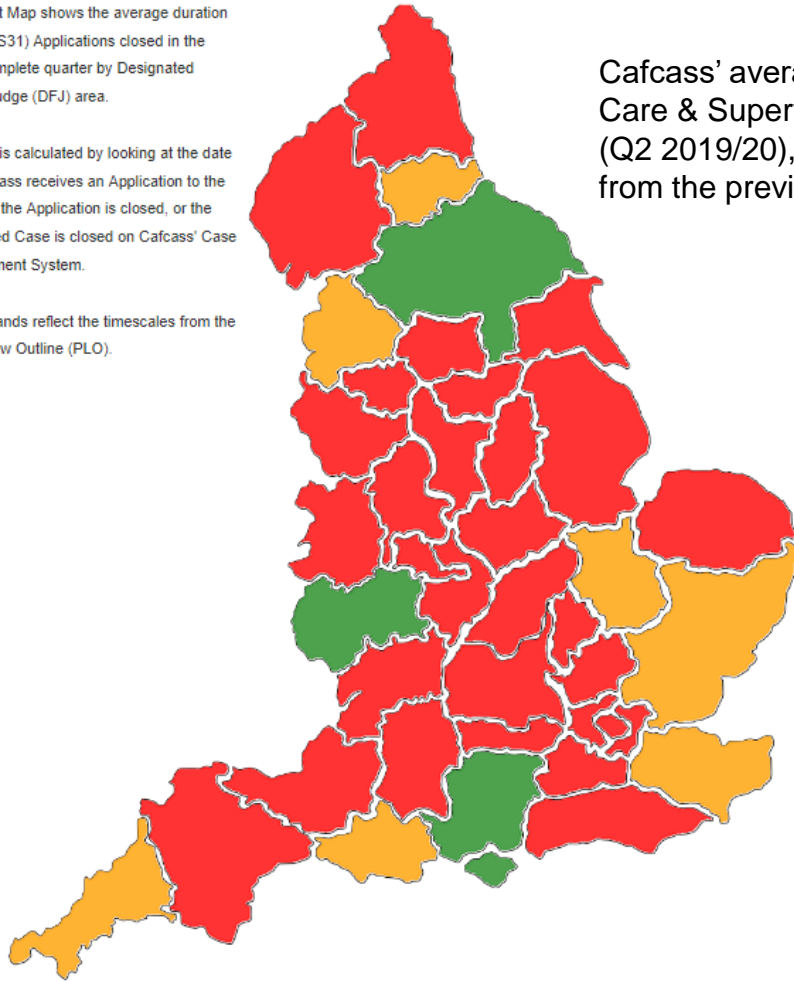
Care and Supervision (S31) Application Duration - 2019-20 Q1

This Heat Map shows the average duration of Care (S31) Applications closed in the latest complete quarter by Designated Family Judge (DFJ) area.

Duration is calculated by looking at the date that Cafcass receives an Application to the date that the Application is closed, or the associated Case is closed on Cafcass' Case Management System.

Colour bands reflect the timescales from the Public Law Outline (PLO).

Cafcass' average case duration for S31 Care & Supervision cases was 33 weeks (Q2 2019/20), this represents no change from the previous quarter.



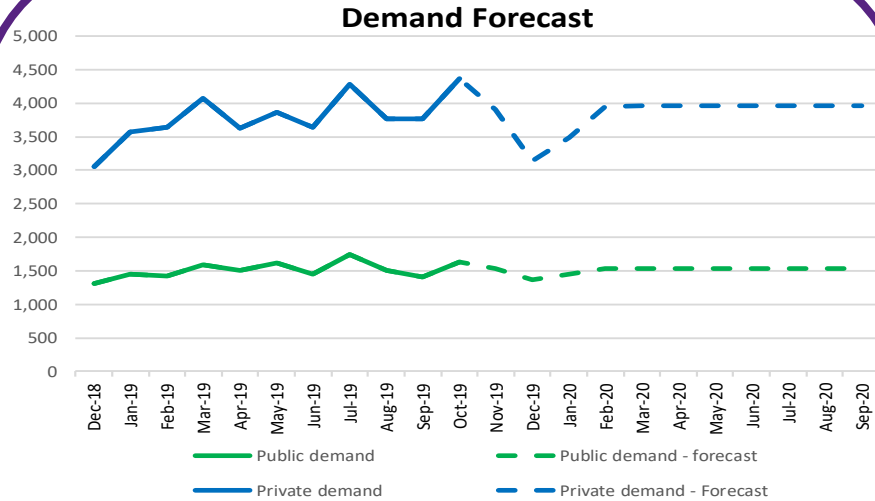
Map RAG Bandings



A full breakdown by DFJ can be accessed in the attached **Appendix 3**.

Demand Forecast

Demand Forecast



- In their latest quarterly forecast (end of Q1 2019/20), the MoJ projected **-0.1%** for public law and **+4.7%** for private law. These are reviewed and updated biannually. MoJ forecasts are based on HMCTS receipts for financial remedy (private law) and care and supervision applications for public law.
- Cafcass' own forecast based on historic data as at the end of October 2019, indicates an overall increase of **+3.2%** (+4.4% for private law and +0.2% for total public law) for 2019/20. The long range forecast for the 2020/21 financial year is returning a total demand increase of +1.0%. Cafcass includes all cases (including some adoption) in this total forecast.

Annex 1: Cafcass Office Map



Demand

New public law applications and private law cases

Demand has reduced by more than 2% on the previous year

Demand levels are within 2% of last year's total.

Demand has increased in excess of 2% on last year.

Throughput

Cases or applications opened / cases or applications closed in rolling 12 month period (turnover)

Throughput (cases open/cases closed) exceed 95%

Throughput is below 95% but exceeds 90%

Throughput is lower than 90%

Open Cases

New public law care cases and private law cases

The stock of open cases has reduced by more than 2% on the previous year

The stock of open cases is within 2% of last year.

The stock of open cases has increased by more than 2% on last year.

Duration

The Cafcass duration of care and supervision applications

Cafcass duration is 26 weeks or below

Cafcass duration is 27 weeks or above and below 30 weeks

Cafcass duration is in excess of 30 weeks

Allocation Time

The time to allocate a children's guardian to a care case

The time to allocation is between 0 and 2.9 days

The time to allocation is between 3 and 4.9 days

The time to allocation is 5 days or above

S7 Reports filed by Agreed date

Proportion of section 7 reports filed by the agreed date with the court in the private law cases

S7 Reports filed to agreed filing times are between 97% and 100%

S7 Reports filed to agreed filing times are between 90% and 96%

S7 Reports filed to agreed filing times are below 90%

S7 Average Filing Times

The average duration (in weeks) to file a section 7 report in private law cases

S7 average filing times are below 10 weeks

S7 average filing times are between 10 and 12 weeks

S7 average filing times are above 12 weeks