



Ministry
of Justice

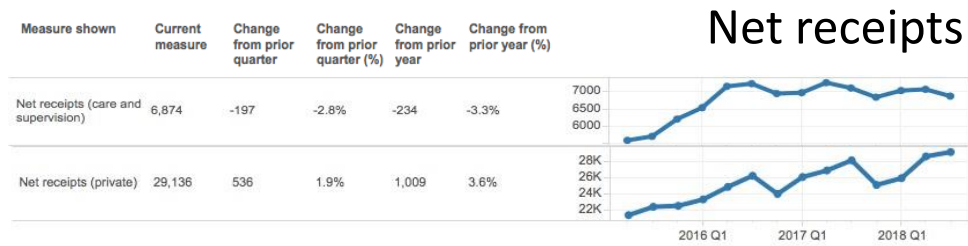
Performance summary for the Family Justice Board

Produced by Access to Justice Analytical Services
January 2019

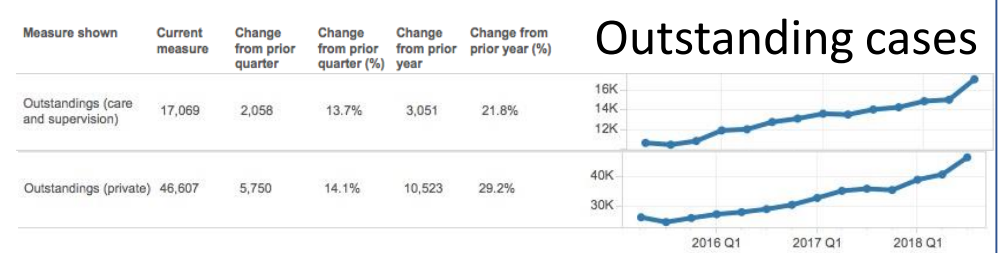
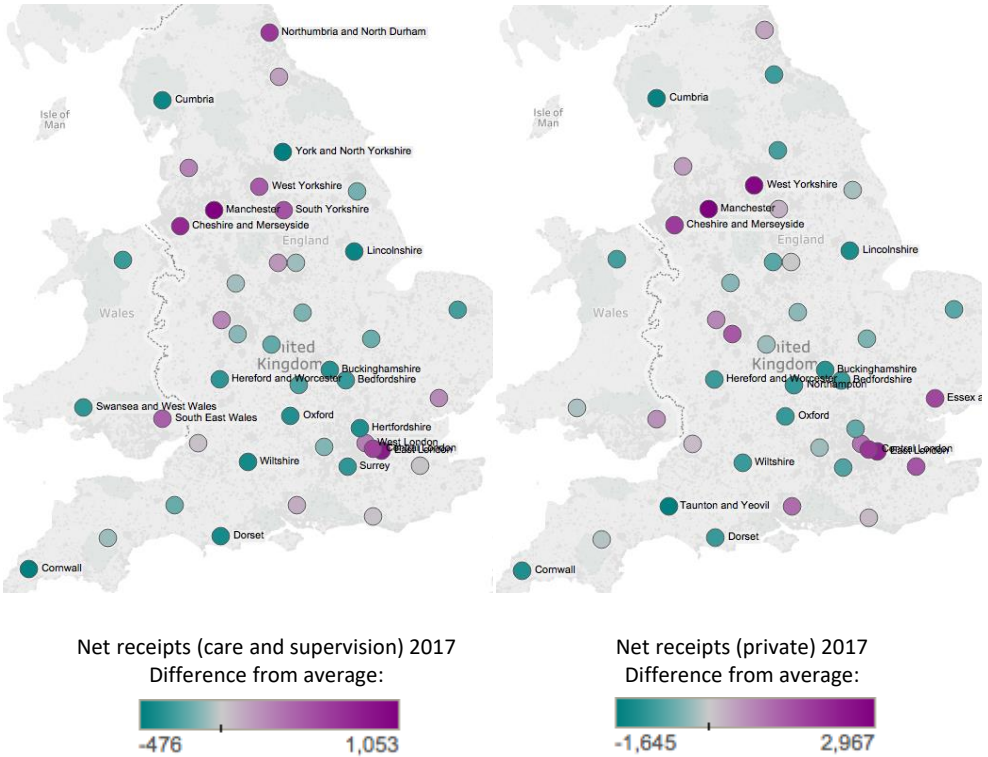
OFFICIAL SENSITIVE – NOT FOR PUBLIC QUOTATION OR WIDER CIRCULATION

Volumes of net receipts and outstanding cases have increased

Q3 2018



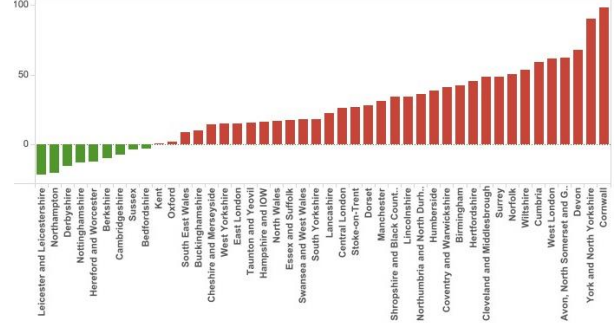
- Net receipts for public law (care and supervision) cases, having increased strongly in recent years, have broadly stabilised at this higher level since 2017. Total net receipts were over 28,000 in 2017 (LFJB average: 641), with similar totals expected in 2018.
- For private law, net receipts have grown steadily in recent years. Total net receipts were over 100,000 in 2017 (LFJB average: 2,414).
- There is a large range of variation in public and private net receipts between LFJBs even when controlling for population (maps show absolute figures for the last complete year).



Care & Supervision

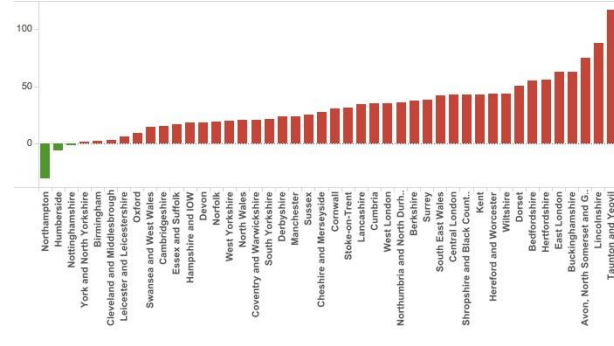
- Outstanding case volumes in both public and private law have grown steadily up to September 2018 reflecting capacity being unable to keep pace with demand.
- All but three LFJBs saw a rise in the volume of outstanding public law cases between June 2018 and September 2018. Just under four fifths saw an increase between September 2017 and September 2018.
- 74% of public law cases outstanding at 30 September 2018 were aged 0-26 weeks; 22% were aged between 26-52 weeks, and 4% were older than 52 weeks.

Outstandings (care and supervision) (Change from previous year (%))



- With no new incoming receipts, it would take almost seven months of court time to clear the public law backlog.

Outstandings (private) (Change from previous year (%))



Private

- Over 90% of LFJBs showed an increase in the number of outstanding private law cases between June 2018 and September 2018. Over 90% also saw an increase between September 2017 and September 2018
- 63% of cases outstanding at the end of June were aged under 20 weeks; 23% were aged between 20-40 weeks, and 14% were over 40 weeks old.
- With no new incoming receipts, it would take almost five months of court time to clear the private law backlog.

Nb - When considering the figures for outstanding cases above, it should be noted that these were correct at the time of data submission. As of the data upload for November, they have fallen back to the levels seen in previous quarters. This is due to the cases completed in the meantime, which were added to the data source after the submission for this pack.

Performance across KPMs has risen QoQ but fallen YoY

Q3 2018

KPMs: National performance

Line colour: change from the previous year (red is adverse)
Dot colour: change from the previous quarter (red is adverse)

Key performance measure (KPM)	Performance Jul-Sep 18	Benchmark Measure 17/18	Quarter change (from Apr-Jun 18)	Year change (from Jul-Sep 17)	Trendlines
KPM1: Average (mean) duration of section 31 care or supervision cases	30.3 weeks	26 weeks	-0.1 weeks	+2.6 weeks	
KPM2: Proportion of section 31 care or supervision cases completing within 26 weeks.	52%	65-75%	+3.8 pp	-7.4 pp	
KPM3: Average (mean) number of hearings per section 31 care or supervision case	5.6	5.0	+0.1	+0.3	
KPM4a: Proportion of section 8 cases where the FHDRA or urgent first hearing takes place within six weeks.	53% (England) 66% (Wales)	70 – 80%	-1 pp (England) +7 pp (Wales)	-2 pp (England) +3 pp (Wales)	
KPM4b: Average time from application to final order for section 8 cases	25.3 weeks	Continuous improvement	-0.4 weeks	+3.4 weeks	
KPM5a: Number of couples attending a MIAM where one or both parties are publicly-funded	2,591	6,000 per quarter	+4	-162	
KPM5b: Number of publicly-funded family mediations reaching full or partial agreement on the issues in dispute	925	2,400 per quarter	-59	-107	
KPM5c: Proportion of MIAMs converted to Mediation starts	60%	n/a	-2pp	+1pp	

2016 Q1 2017 Q1 2018 Q1

KPMs: LFJB performance

Key performance measure (KPM)	Performance Jul-Sep 18	Quarter change (%)	Year change (%)
KPM1: Average (mean) duration of section 31 care or supervision cases			
KPM2: Proportion of section 31 care or supervision cases completing within 26 weeks.			
KPM3: Average (mean) number of hearings per section 31 care or supervision case			
KPM4a: Proportion of section 8 cases where the FHDRA or urgent first hearing takes place within six weeks.			
KPM4b: Average time from application to final order for section 8 cases			