

Cafcass Performance Update – Appendix 1

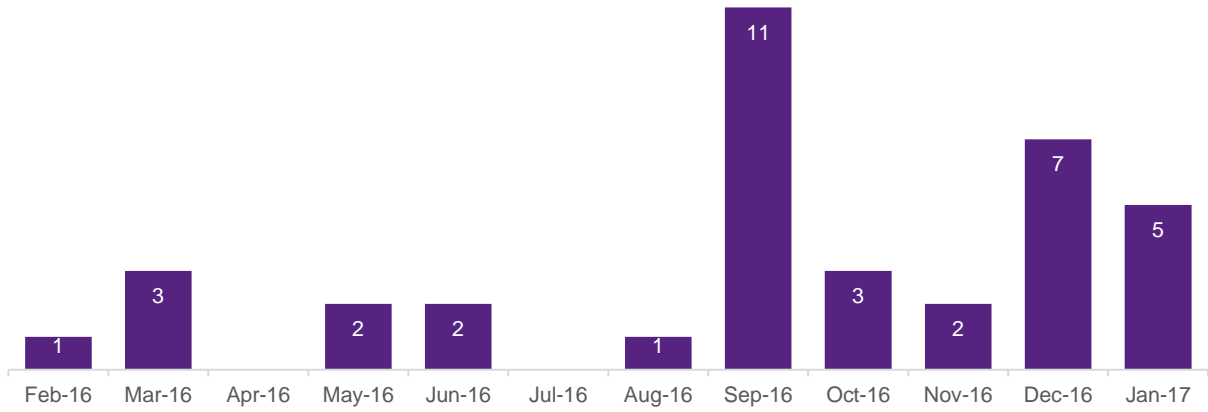
National YTD KPI Performance (Feb 2016 – Jan 2017)

Cafcass Area Performance Summary															
National															
	Feb-16	Mar-16	Apr-16	May-16	Jun-16	Jul-16	Aug-16	Sep-16	Oct-16	Nov-16	Dec-16	Jan-17		2016-17 YTD/Latest	2015-16 YTD/Latest
Public law															
KPI 1: % Care cases allocated to CG at month end	99.7%	99.5%	99.6%	99.7%	99.5%	99.3%	99.5%	99.4%	99.3%	99.3%	99.4%	99.6%		99.5%	99.7%
KPI 2: Avg working days to allocate CG (Receipt to allocation)	0.6	0.6	0.9	0.8	1.2	1.3	1.4	1.1	1.2	1.2	1.5	1.3		1.2	0.7
KPI 3: % Private law cases allocated to FCA at month end	100.0%	100.0%	99.1%	99.3%	98.8%	99.2%	98.0%	98.7%	98.2%	98.1%	98.3%	99.2%		98.7%	95.9%
KPI 4: Filed by agreed date - s7 reports	98.9%	97.3%	98.0%	97.4%	97.7%	96.6%	96.8%	96.0%	96.6%	93.4%	97.1%	97.4%		96.7%	98.9%

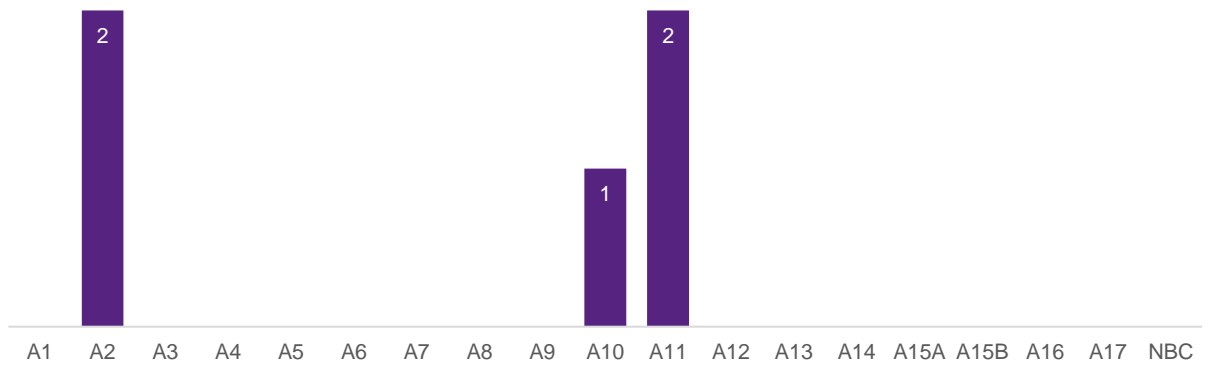
Cafcass Area Performance Summary																		
National SA																		
	A1	A2	A3	A4	A5	A6	A7	A8	A9	A10	A11	A12	A13	A14	A15A	A15B	A16	A17
Public law																		
KPI 1: % Care cases allocated to CG at month end	100.0%	99.8%	99.4%	99.1%	99.2%	100.0%	99.6%	99.4%	100.0%	98.7%	98.6%	99.5%	99.8%	99.6%	99.9%	100.0%	99.0%	100.0%
KPI 2: Avg working days to allocate CG (Receipt to allocation)	0.1	0.7	0.8	1.6	1.3	1.2	1.3	0.9	0.5	2.1	1.3	1.1	1.9	1.9	1.3	1.7	1.8	0.7
KPI 3: % Private law cases allocated to FCA at month end	99.9%	99.9%	99.8%	99.9%	100.0%	100.0%	99.9%	99.9%	99.9%	100.0%	99.8%	99.8%	99.8%	99.7%	100.0%	99.8%	99.9%	100.0%
KPI 4: Filed by agreed date - s7 reports	98.1%	98.4%	95.6%	96.7%	98.3%	100.0%	95.7%	98.1%	95.4%	95.4%	96.2%	94.0%	91.8%	95.1%	#N/A	99.4%	97.8%	99.2%

KPI 1: Public Law Care Cases not allocated to Children's Guardian at month end

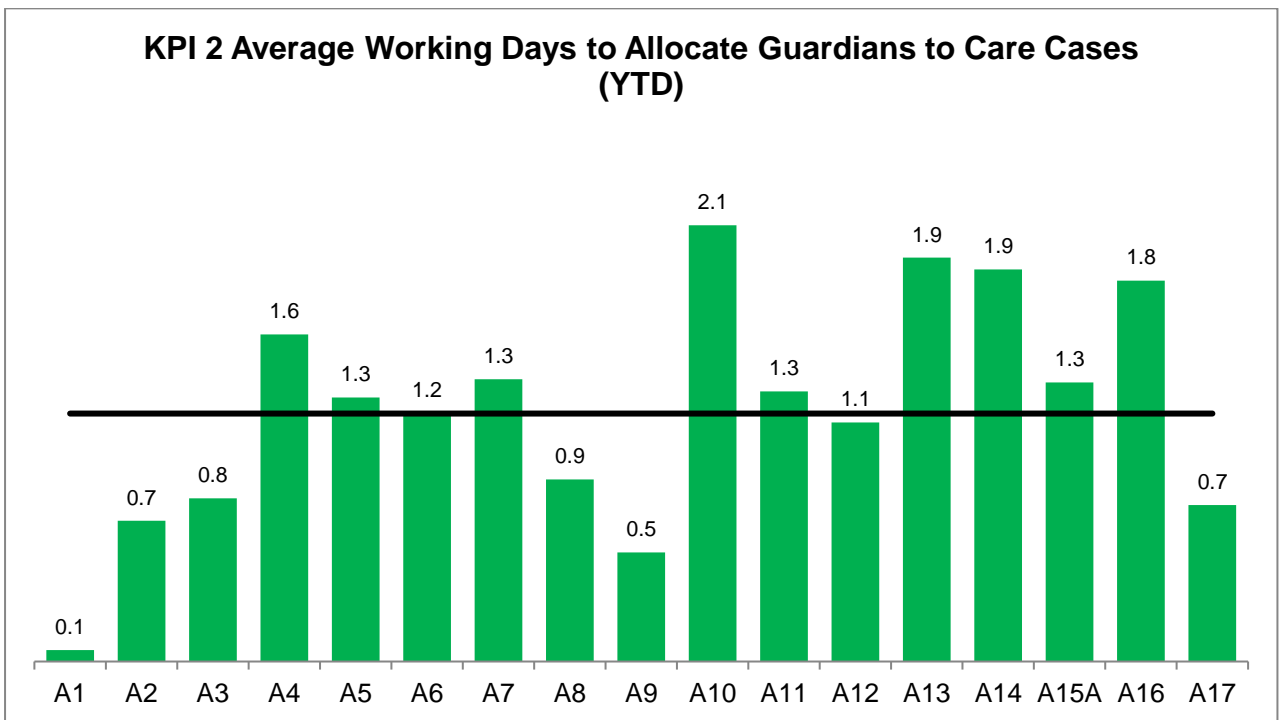
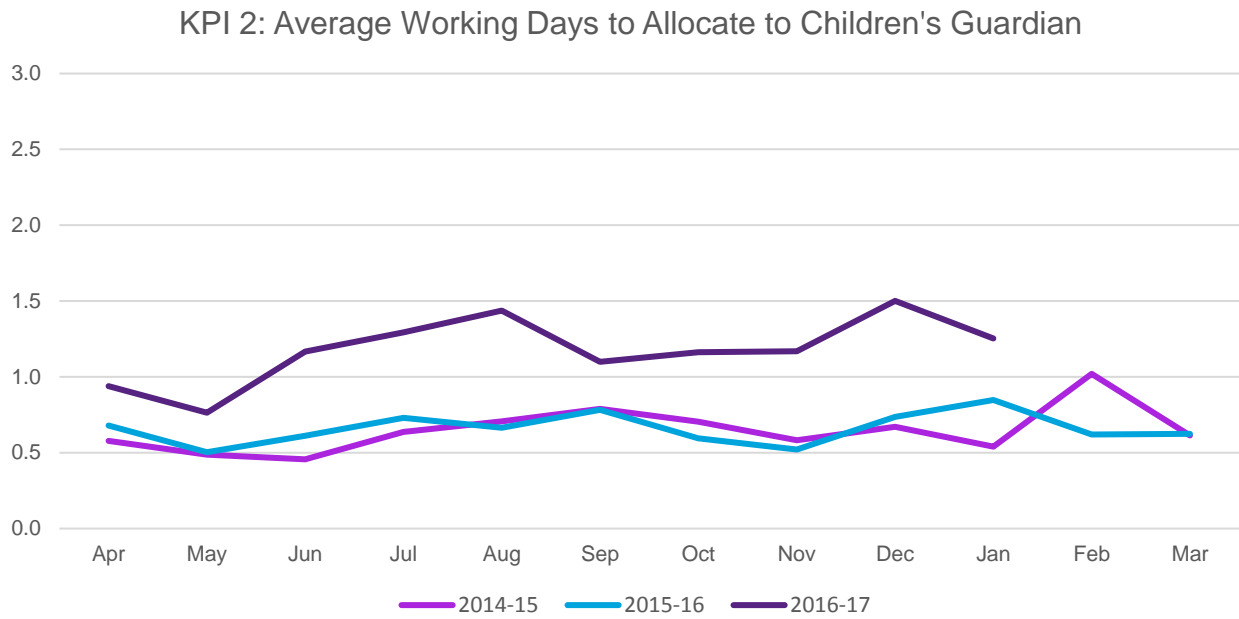
KPI 1: Open Number of Public Law Care Cases not allocated to a Children's Guardian



Number of Open Care Cases not allocated to a Children's Guardian by SA latest month

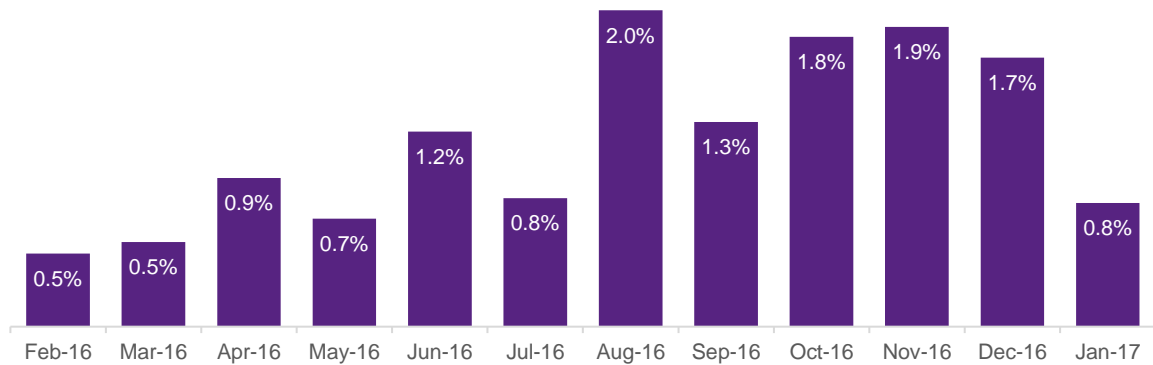


KPI 2: Average Working Days to Allocate Children’s Guardian to Care cases (Target < 3 Working Days)

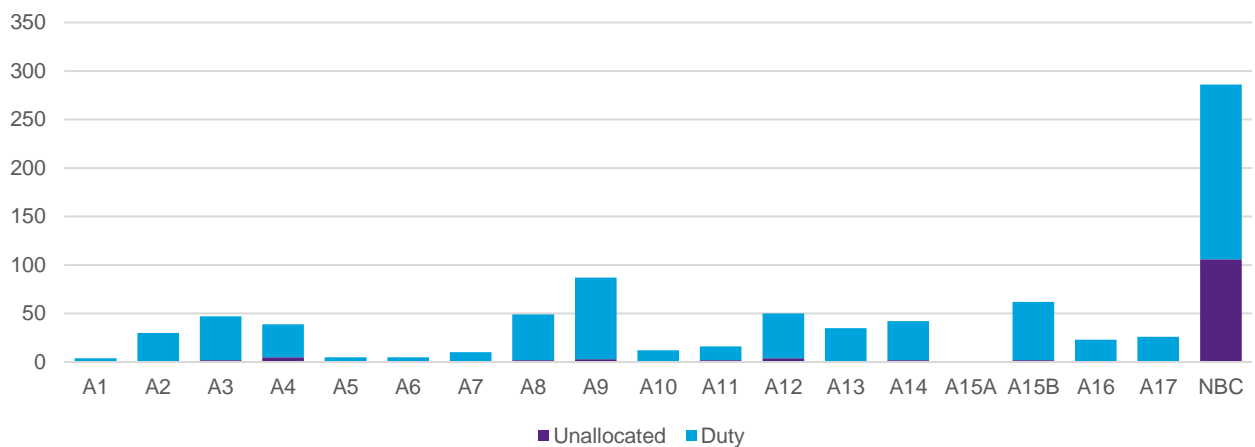


KPI 3: Private Law Workload Allocated at Month End (Target 3%)

Proportion of Open Private Cases not Allocated



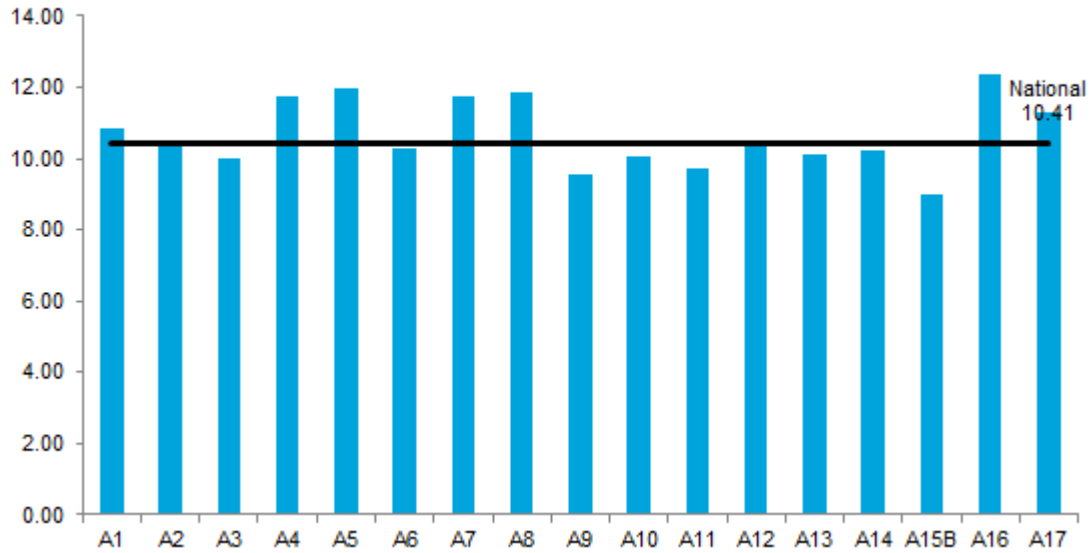
Number of Private Law Cases Unallocated and Duty Allocated (Latest Month)



Note: National Business Centre inputs all the private law demand into ECMS. The high number of unallocated cases are the ones transferred from NBC but not yet accepted by the local teams at the time of data collection which show as unallocated on the system.

KPI 4: Section 7 Reports Filed by Agreed Date

Average s7 Filing Time (Weeks) Year-To-Date



% s7 Reports Extended by SA Year-To-Date

