

# Cafcass Performance Report

July 2016 Summary



## Summary of Key Issues

- Demand continues to rise significantly compared to last year:
  - Year to date (April to July 2016) public law care application demand is at a record high, with **4,959** applications received in the period, a **20.4%** increase on the same period last year (841 applications) and a 38.5% increase on the same period in 2014-15 (1,379 applications).
  - Our stock of open care cases has significantly increased in line with demand and at the end of July 2016, it is 17.8% higher than July 2015.
  - Cafcass has received a total of **13,711** private law cases between April and July 2016. This figure is **9.7%** higher (1,213 cases) than the same period in the 2015/16 financial year.
  - The throughput of our public law (care) work has decreased significantly, a side effect of high demand.
- Given the rise in overall demand, s31 application duration trends remain steady.
- Forecasts continue to predict increases in both public and private law demand in the 2016/17 financial year. MoJ forecasts maintain the public law forecast range from 7% to 14% based on various scenario based forecast for 2016/17.
- KPI performance remains positive and continue to exceed target.
- All data is as at 31 July 2016. Please there have been changes to Service Areas effective 1 August 2016. An update Service Area map is included in Annex 1.

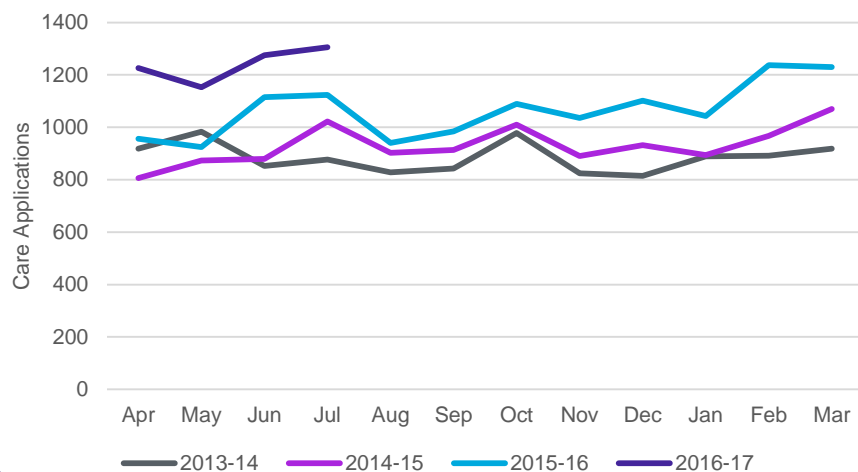
# Cafcass Performance Report

## July 2016 Summary



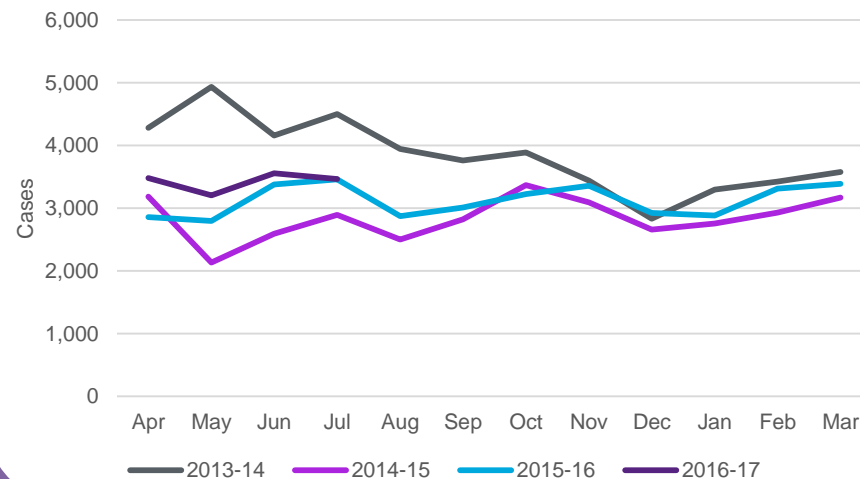
### Public Law (Care)

Public Law Care Application Demand



### Private Law

Private Law Case Demand



- Between April and July 2016, Cafcass received **4,959** care applications. This figure is **20.4%** (841 applications) **higher** than the same period last year.
- As a result of the increased demand, the stock of open care cases continues to increase, compared to July 2015 (8,165 cases), the stock at the end of July 2016 (**9,615** cases) has increased by 17.8% (1,450 cases). The current care stock level has been the highest since September 2013.
- s31 applications completed in the Q1 2016-17 took on average **30 weeks** to conclude, this has remained unchanged since Q4 15-16.

- Year to Date, Cafcass has received a total 13,711 private law cases. This figure is 9.7% higher (1,213 cases) than the same period in 2015-16. and 26.7% higher (2,892 cases) when compared to the same period in the 2014-15 financial year. On Average Cafcass has received on average 3,400 cases per month during the current financial year.
- The stock of open private law cases as at the end of July 2016 (**15,827** cases) was **1.7% higher** than July 2015 (261 cases).
- The average Cafcass private law duration has fallen to **19 weeks**. This is the measure of the duration for Cafcass' involvement within the overall duration of the case.

# Key Performance Indicators (KPI)



**KPI 1**

**100%**



**KPI 2**

**1.3 Days**



**KPI 3**

**99.1%**



**KPI 4**

**97.3%**



Key Performance Indicator (KPI)	Target
1: Public care cases allocated to Children's Guardian at month end	97%
2: Average working days to allocate Children's Guardian to care case	<3 working days
3: Private law cases allocated to Family Court Adviser at month end	97%
4: Private law section 7 reports filed by agreed date	97%

Additional KPI performance information can be viewed in the attached [Appendix 1](#).

- Cafcass has exceeded KPIs targets all year.
- All Cafcass Service Areas are achieving KPI requirements year to date.
- KPI 2 performance is 1.3 working days to allocate a Children's Guardian (year to date), an increase from 0.6 for the same period in 2015/16.
- KPI 1 performance has been in excess of 99.5% all year nationally against the backdrop of significantly increased demands for service.
- KPI3 has been above 99% for the last 12 months.
- Details of the national Key Performance Measures (KPMs) monitored by the Family Justice Board are provided below for information. Although Cafcass is not directly measured by these, they cross reference with Cafcass' performance monitoring.

Key performance measure (KPM)	Measure for 2016/17
<b>KPM-1 – Average (mean) duration of section 31 care or supervision cases.</b>	26 weeks
<b>KPM-2 – Proportion of section 31 care or supervision cases completing within 26 weeks.</b>	65-75%
<b>KPM-3 – Average (mean) number of hearings per section 31 care or supervision case.</b>	5 Hearings
<b>KPM 4a) Proportion of section 8 cases where the FHDRA or urgent first hearing takes place within six weeks.</b>	70-80%
<b>KPM 4b) Average time from application to final order in section 8 cases. (new measure)</b>	Continuous improvement
<b>To provide a baseline, information will be collected on average time to first full order (the 'old' measure) for one year.</b>	
<b>KPM 5a) Number of couples attending a MIAM where one or both parties are publicly funded</b>	6000 couples per quarter (National Measure)
<b>KPM 5b) Number of publicly-funded family mediations reaching full or partial agreement on the issues in dispute.</b>	2,400 mediations per quarter (National Measure)
<b>KPM 5c) Proportion of MIAMs converted to Mediation starts.</b>	No specific measure

# Public Law (Care)



Open Cases

17.3%



Allocation Time

1.3 Days



Demand

20.4%



Throughput

71%

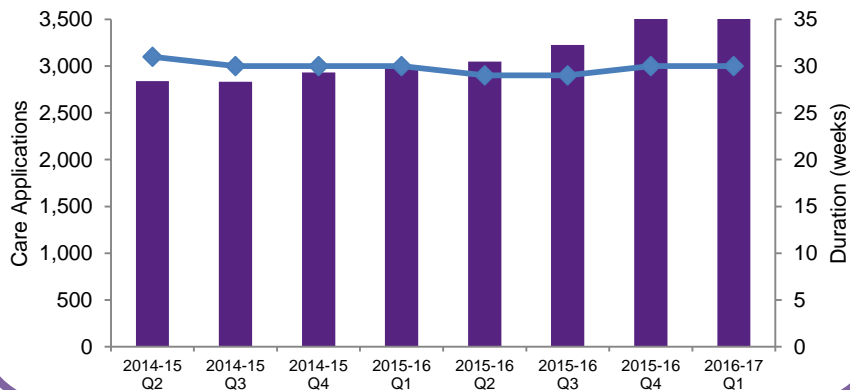


Duration

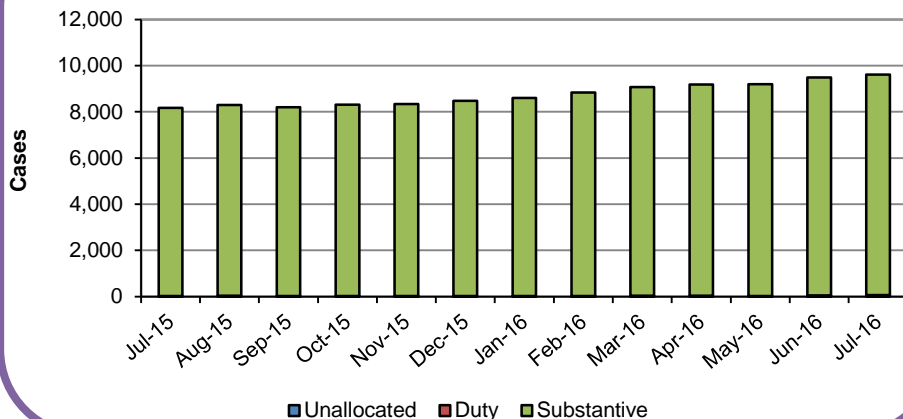
30 Weeks

Additional Public Law performance information can be viewed in the attached [Appendix 2](#).

### Public Law Care Application Demand and Duration



### Public law care workload



# Private Law



Open Cases

1.7%



S7 Reports filed by  
Agreed date

98.8%



Demand

9.7%



Throughput

108.8%

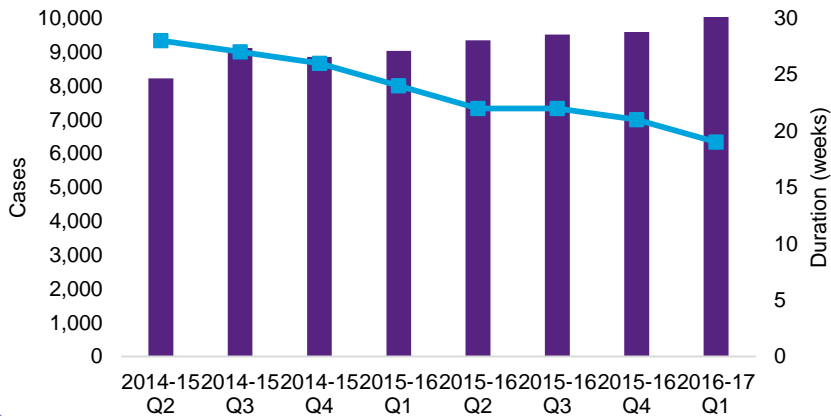


S7 Average  
Filing Times

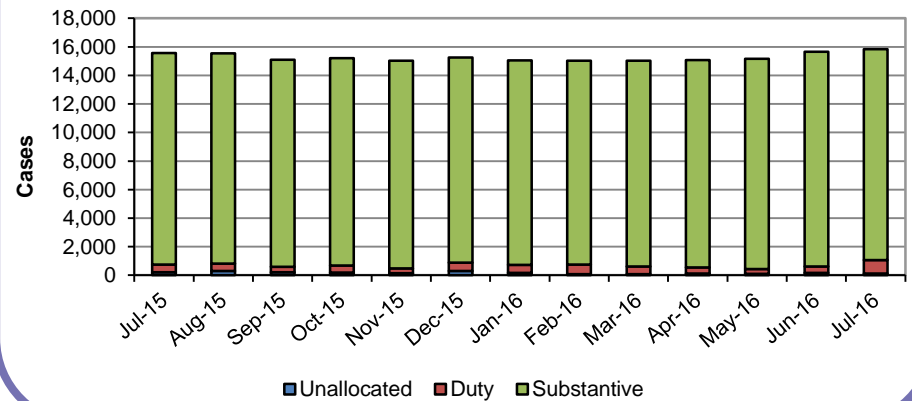
9.9 Weeks

Additional Private Law performance information can be viewed in the attached [Appendix 3](#).

## Private Law Case Demand and Duration



## Private law workload



# Public Law Care Application Heat Map

## Care Application Duration by DFJ area

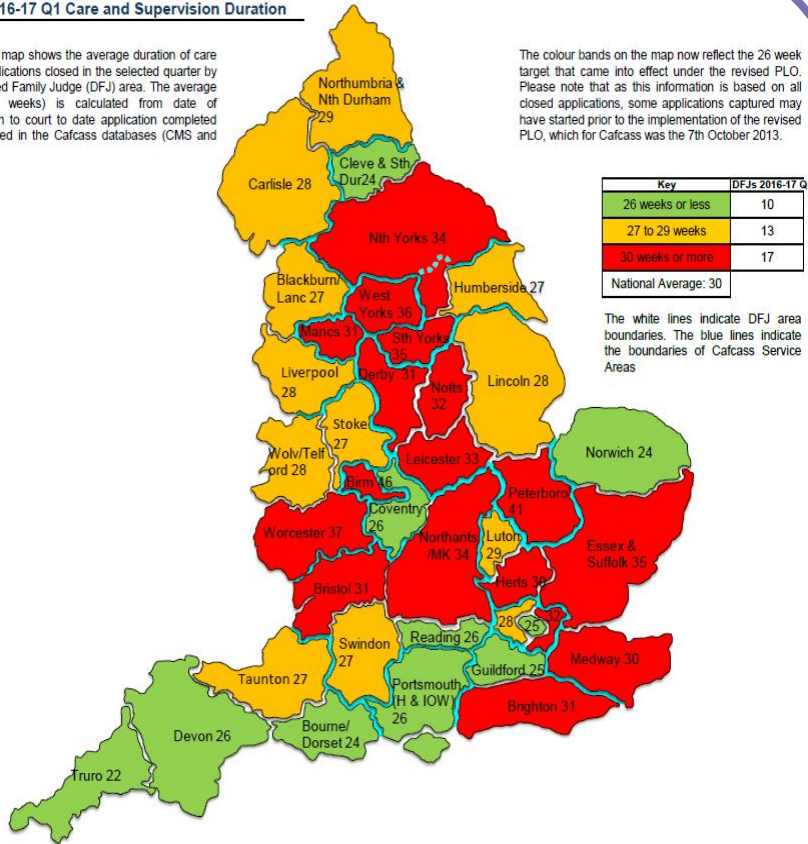
### DFJ 2016-17 Q1 Care and Supervision Duration

This heat map shows the average duration of care (s31) applications closed in the selected quarter by Designated Family Judge (DFJ) area. The average (calendar weeks) is calculated from date of application to court to date application completed as recorded in the Cafcass databases (CMS and ECMS).

The colour bands on the map now reflect the 26 week target that came into effect under the revised PLO. Please note that as this information is based on all closed applications, some applications captured may have started prior to the implementation of the revised PLO, which for Cafcass was the 7th October 2013.

Key	DFJs 2016-17 Q1
26 weeks or less	10
27 to 29 weeks	13
30 weeks or more	17
National Average: 30	

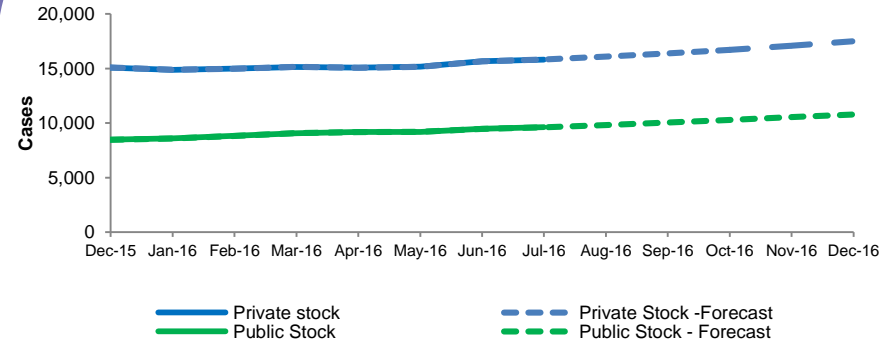
The white lines indicate DFJ area boundaries. The blue lines indicate the boundaries of Cafcass Service Areas



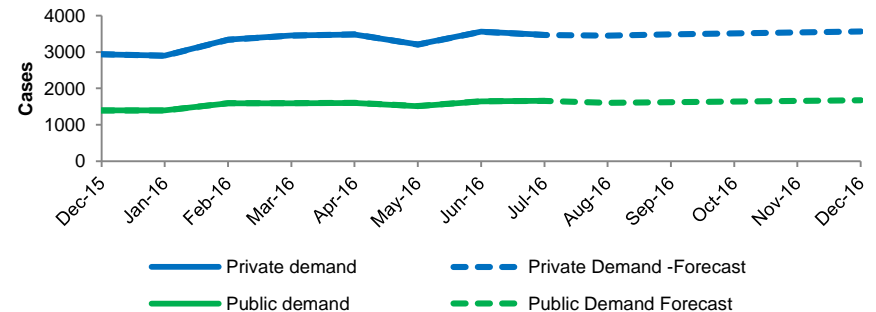
A full breakdown by DFJ can be accessed in the attached [Appendix 4](#).

## Demand Forecast

### Open Case Stock Forecast



### Demand Forecast



- The forecast based on historical data show, an overall 12% increase in private law demand and 17% increase in total public law demand for 2016-17.
- MoJ forecast for public law range from 7% to 14% based on various scenario based forecast for 2016/17.

# ANNEX 1

## Cafcass Office Map

August 2016 –  
Revised Service  
structure





## Demand

New public law applications and private law cases

Demand has reduced by more than 2% on the previous year

Demand levels are within 2% of last year's total.

Demand has increased in excess of 2% on last year.

## Throughput

Cases opened / cases closed in rolling 12 month period (turnover)

Throughput (cases open/cases closed) exceed 100%

Throughput is below 100% but exceeds 90%

Throughput is lower than 90%

## Open Cases

New public law applications and private law cases

The stock of open cases has reduced by more than 2% on the previous year

The stock of open cases is within 2% of last year.

The stock of open cases has increased by more than 2% on last year.

## Duration

The Cafcass duration of a case

Cafcass case duration is 26 weeks or below (PLO target)

Cafcass duration is 27 weeks or above and below 30 weeks.

Cafcass duration is in excess of 30 weeks

## Allocation Time

The time to allocate a children's guardian to a care case

The time to allocation is between 0 and 2.9 days

The time to allocation is between 3 and 4.9 days

The time to allocation is 5 days or above

## S7 Reports filed by Agreed date

The time to allocate a children's guardian to a care case

S7 Reports filed to agreed filing times are between 97% and 100%

S7 Reports filed to agreed filing times are between 90% and 96%

S7 Reports filed to agreed filing times are below 90%

## S7 Average Filing Times

The the proportion of section 7 reports that meet their agreed filing times.

S7 average filing times are below 10 weeks

S7 average filing times are between 10 and 12 weeks.

S7 average filing times are above 12 weeks.