

Cafcass Performance Update – Appendix

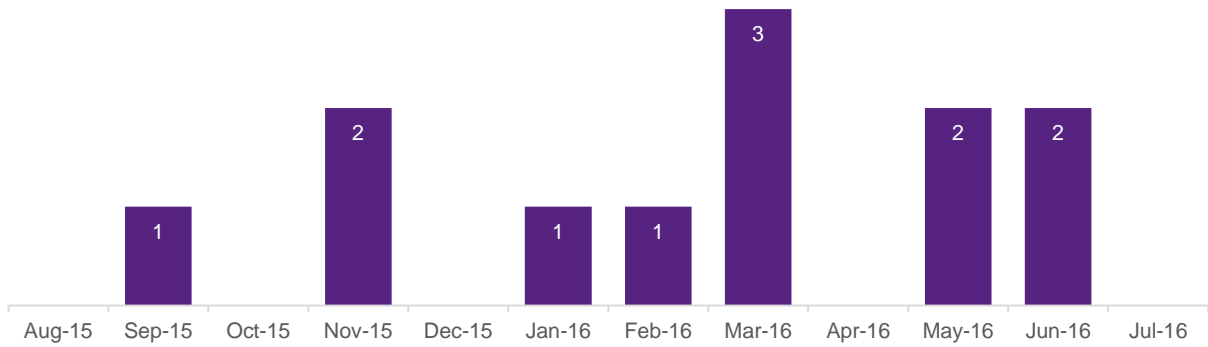
National YTD KPI Performance (Aug 2015 – July 2016)

Cafcass Area Performance Summary													2016-17	2015-16
National													YTD/Latest	YTD/Latest
	Aug-15	Sep-15	Oct-15	Nov-15	Dec-15	Jan-16	Feb-16	Mar-16	Apr-16	May-16	Jun-16	Jul-16		
Public law														
KPI 1: % Care cases allocated to CG at month end	99.6%	99.8%	99.8%	99.7%	99.7%	99.7%	99.7%	99.5%	100.0%	100.0%	100.0%	100.0%	100.0%	99.8%
KPI 2: Avg working days to allocate CG (Receipt to allocation)	0.7	0.8	0.6	0.5	0.7	0.8	0.6	0.6	1.0	0.8	1.2	2.3	1.3	0.7
KPI 3: % Private law cases allocated to FCA at month end	98.1%	98.5%	98.7%	99.0%	98.1%	99.0%	99.5%	99.5%	99.1%	99.3%	98.8%	99.2%	99.2%	95.5%
KPI 4: Filed by agreed date - s7 reports	99.3%	99.1%	98.5%	98.9%	98.6%	98.5%	98.9%	97.3%	98.0%	97.4%	97.7%	96.2%	97.3%	99.0%

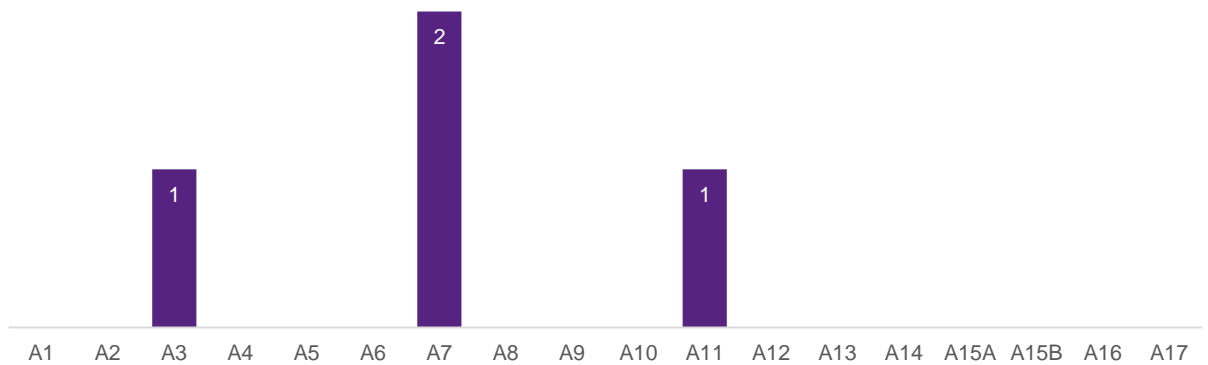
Cafcass Area Performance Summary																			
National SA																			
	A1	A2	A3	A4	A5	A6	A7	A8	A9	A10	A11	A12	A13	A14	A15A	A15B	A16	A17	
Public law																			
KPI 1: % Care cases allocated to CG at month end	100.0%	100.0%	100.0%	100.0%	100.0%	100.0%	100.0%	100.0%	100.0%	100.0%	100.0%	100.0%	100.0%	100.0%	100.0%	100.0%	100.0%	100.0%	100.0%
KPI 2: Avg working days to allocate CG (Receipt to allocation)	0.0	0.8	2.8	1.7	1.8	1.8	0.9	0.2	0.5	1.4	2.1	0.5	4.9	2.3	0.6	2.0	1.4	0.6	
KPI 3: % Private law cases allocated to FCA at month end	100.0%	100.0%	99.9%	100.0%	100.0%	100.0%	99.6%	100.0%	100.0%	100.0%	99.9%	99.9%	100.0%	99.6%	100.0%	99.8%	99.9%	99.6%	
KPI 4: Filed by agreed date - s7 reports	91.5%	99.1%	98.8%	98.5%	99.3%	100.0%	97.7%	98.9%	95.9%	94.4%	95.4%	95.1%	92.1%	95.9%	#N/A	99.8%	99.1%	99.4%	

KPI 1: Public Law Care Cases Allocated to Children's Guardian at month end (Target 97%)

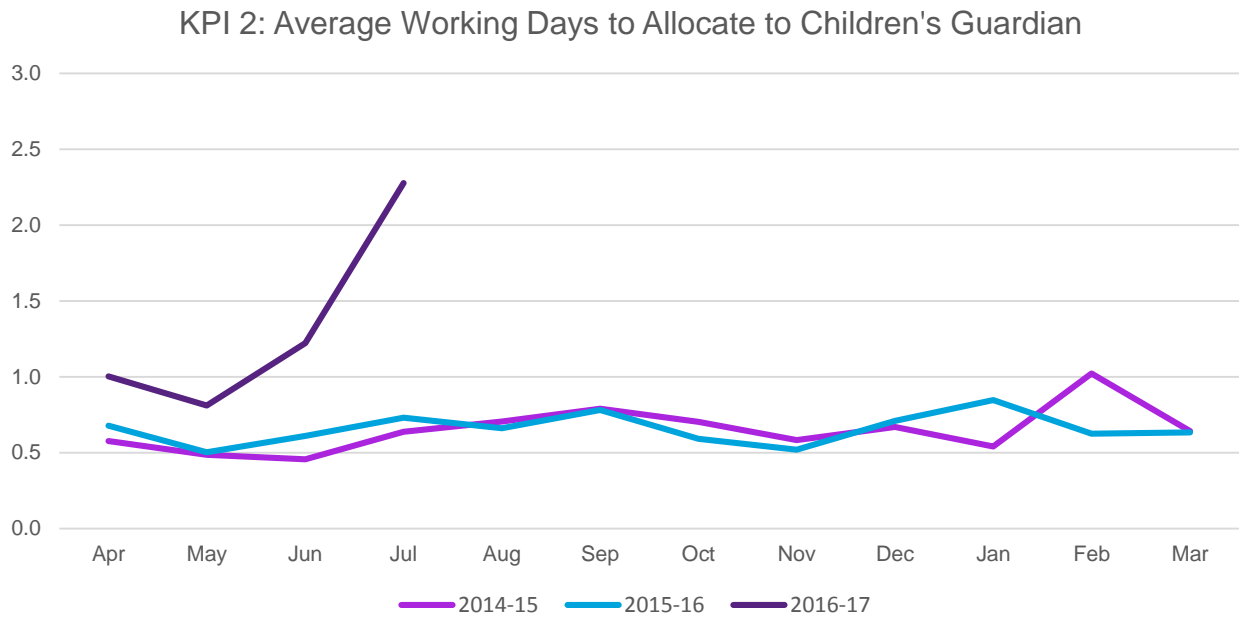
KPI 1: Open Number of Public Law Care Cases not allocated to a Children's Guardian



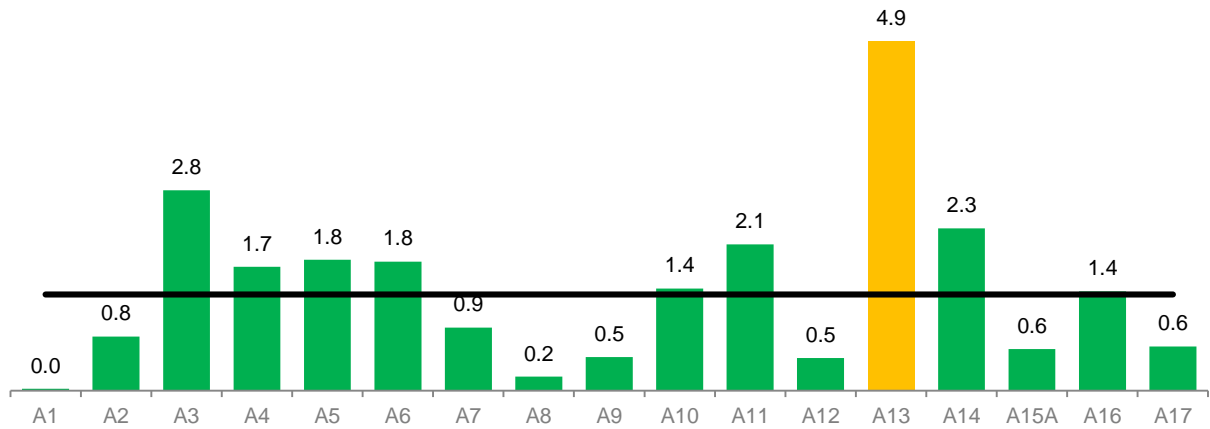
Number of Open Care Cases not Allocated to a Children's Guardian at month-end YTD



KPI 2: Average Working Days to Allocate Children’s Guardian to Care cases (Target < 3 Working Days)



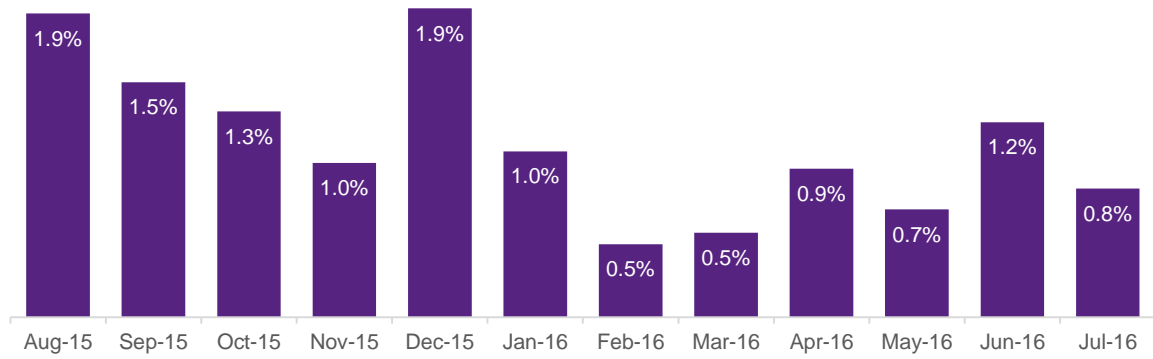
KPI 2 Average Working Days to Allocate Guardians to Care Cases (YTD)



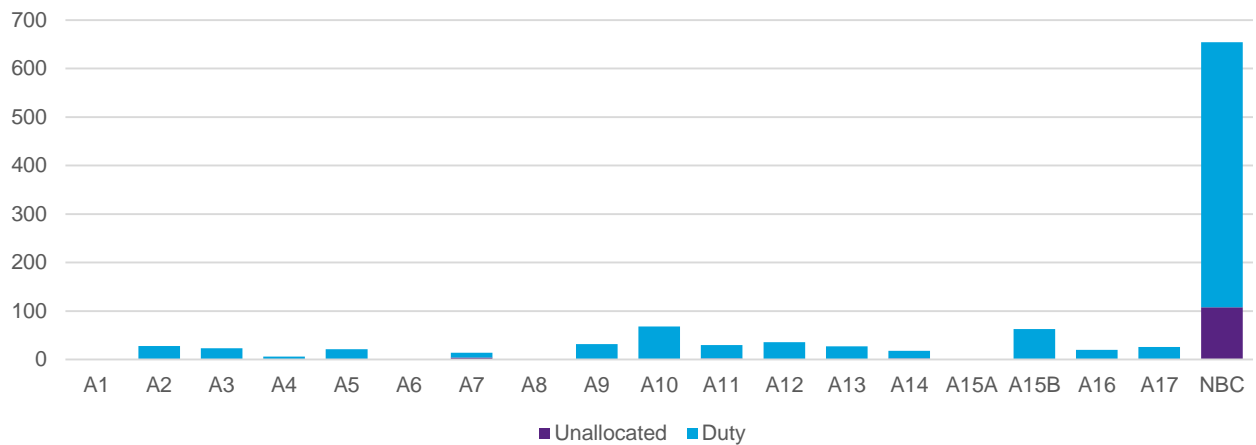
Note: The high interval in A13 service area was due to data entry error at the time of collection. The correction will be taken into account in the next month's data collection.

KPI 3: Private Law Workload Allocated at Month End (Target 97%)

Proportion of Open Private Cases not Allocated



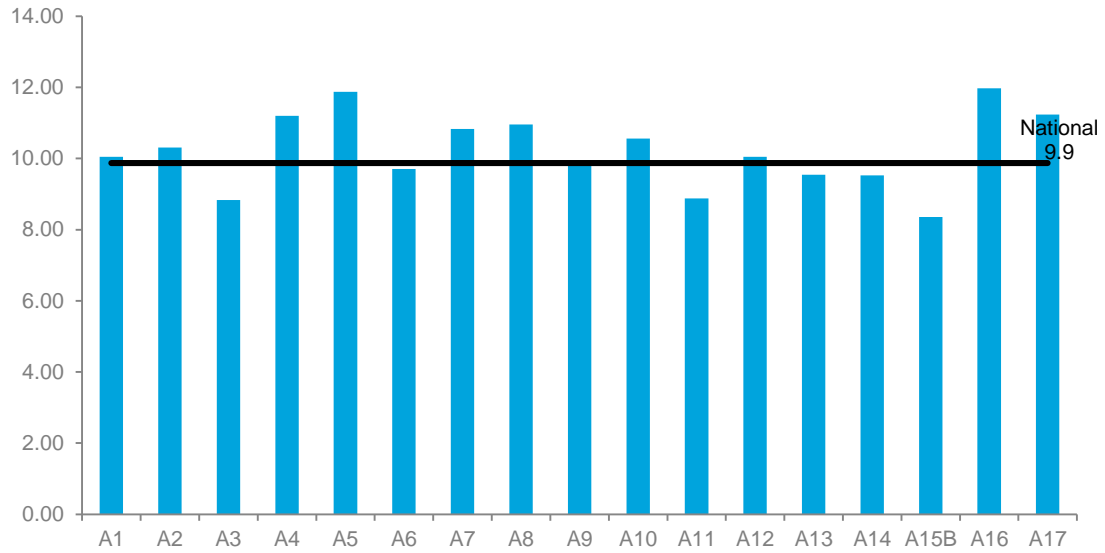
Number of Private Law Cases Unallocated and Duty Allocated (Latest Month)



Note: National Business Centre inputs all the private law demand into ECMS. The high number of unallocated cases are the ones transferred from NBC but not yet accepted by the local teams at the time of data collection which show as unallocated on the system.

KPI 4: Section 7 Reports Filed by Agreed Date

Average s7 Filing Time (Weeks) Year-To-Date



% s7 Reports Extended by SA Year-To-Date

