

Cafcass Performance Update – Appendix (Private Law)

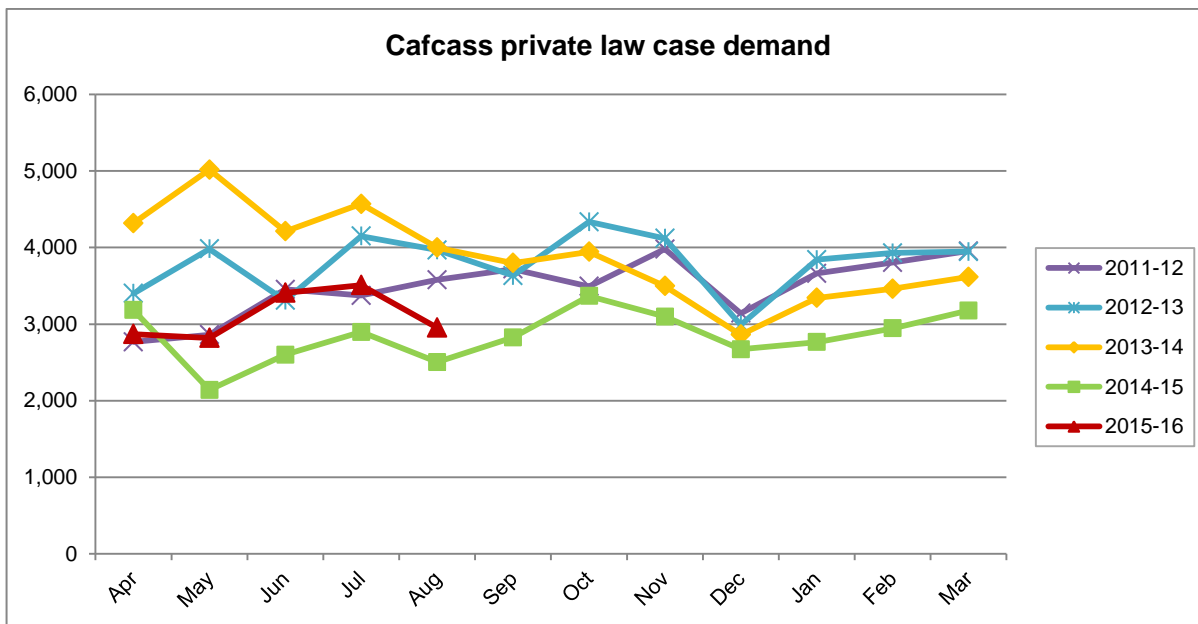
The number of private law applications received by Cafcass

2012-13: Cafcass received 45,605 new private law cases in this year, a 8.4% increase on the 41,787 cases received last year, and represents the highest ever annual total received by Cafcass. Case demand in May, August, October, November, January and February have been the highest ever recorded by Cafcass in those individual months at that time.

2013-14: Cafcass received 46,636 private law cases in this year, a 2.3% (1,031 cases) increase on the 45,605 received during last year. The rate of increase has slowed down dramatically in the latter months compared to the increase seen in the first few months of this financial year.

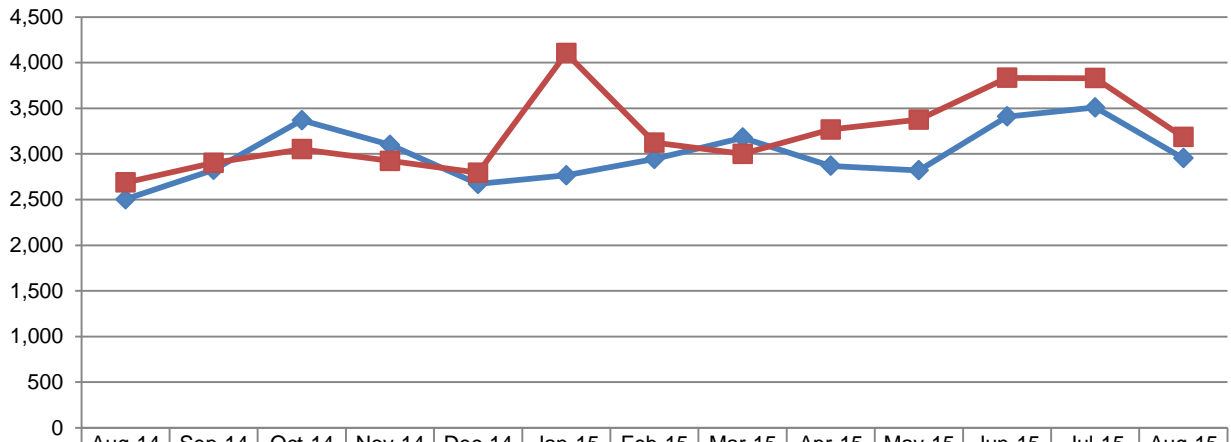
2014-15: Cafcass received a total of 34,172 new private law cases in this year, a 26.7% (12,464 cases) decrease compared to the same period last financial year and 25% (11,433 cases) lower when compared to the same period in 2012-13. All individual months, bar April 2014, saw the lowest number of new cases ever recorded by Cafcass for those months.

2015-16: Cafcass received a total of 15,561 private law cases between April and August 2015. This figure is 17% higher (2,238 cases) than the same period last year and 30% lower (6,553 cases) when compared to April to August 2013. The latest figures for July-15 show the highest number of new cases received in a month for the last 17 months.



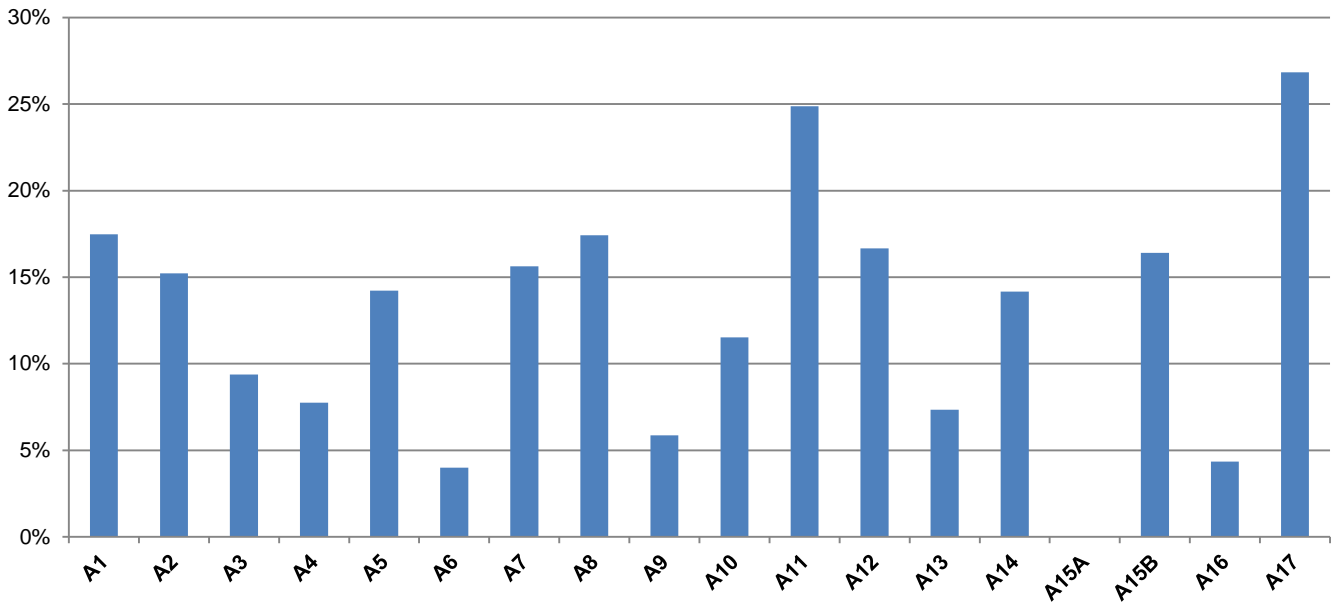
Private Law – workload flow

Private law case demand vs closures



	Aug-14	Sep-14	Oct-14	Nov-14	Dec-14	Jan-15	Feb-15	Mar-15	Apr-15	May-15	Jun-15	Jul-15	Aug-15
Demand	2,503	2,826	3,368	3,098	2,671	2,765	2,944	3,177	2,869	2,820	3,409	3,509	2,954
Closure	2,687	2,902	3,051	2,923	2,793	4,103	3,123	3,000	3,267	3,375	3,834	3,830	3,184

Private law case demand growth: 2015-16 year to date



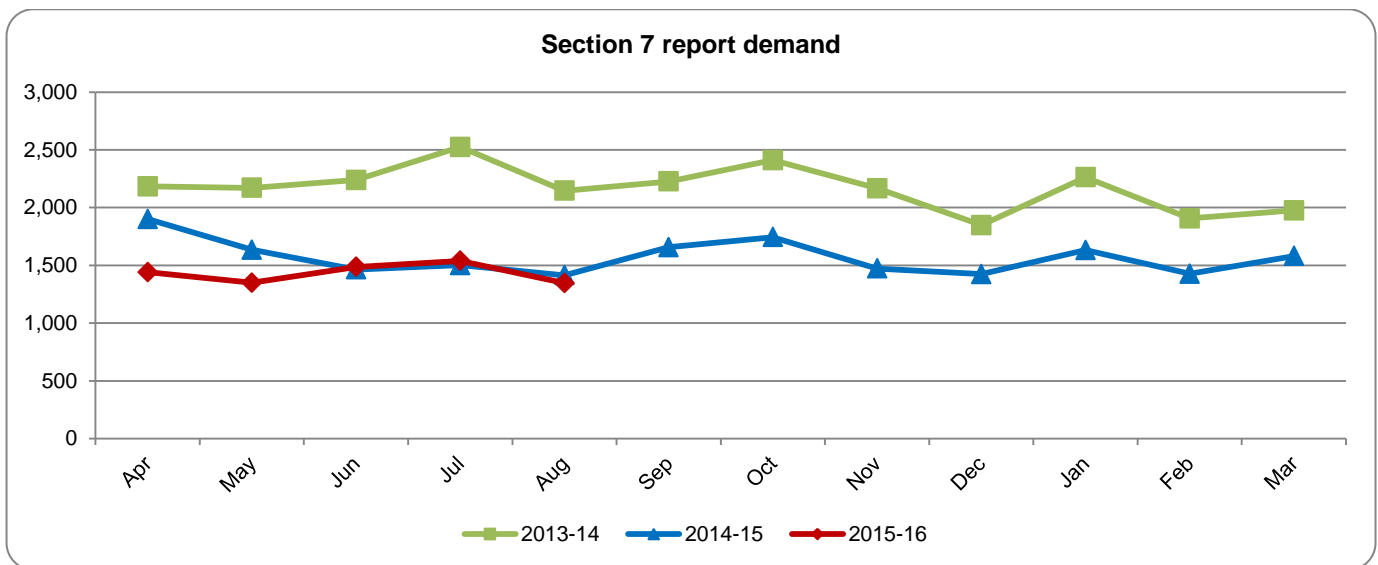
Private Law – Duration

Following the CAP implementation we have seen a step reduction in the private law case duration at Cafcass. The calculation of the duration is from Cafcass receipt to the last hearing where Cafcass was involved. Some cases may carry on without Cafcass involvement in the court which are not included in the below data. Data from the latest two months is provisional pending receipts of court orders.

Circuit / DF / Court	Sep-14	Oct-14	Nov-14	Dec-14	Jan-15	Feb-15	Mar-15	Apr-15	May-15	Jun-15	Jul-15	Aug-15	Rolling Year
High Court	26	26	25	27	21	15	36	17	42	25	22	31	26
London	35	41	34	29	34	37	33	31	28	31	28	21	32
Midlands	30	30	25	26	26	26	26	25	22	23	21	16	25
North East	28	29	28	23	27	26	22	22	22	22	16	15	24
North West	25	24	24	23	22	25	23	21	23	21	18	18	22
South East	30	30	25	24	25	26	26	23	24	23	24	22	25
South West	22	26	20	20	22	22	21	21	21	18	18	13	21
Rolling Year	29	30	26	24	26	27	25	24	23	23	21	18	25

Private law – Further work demand

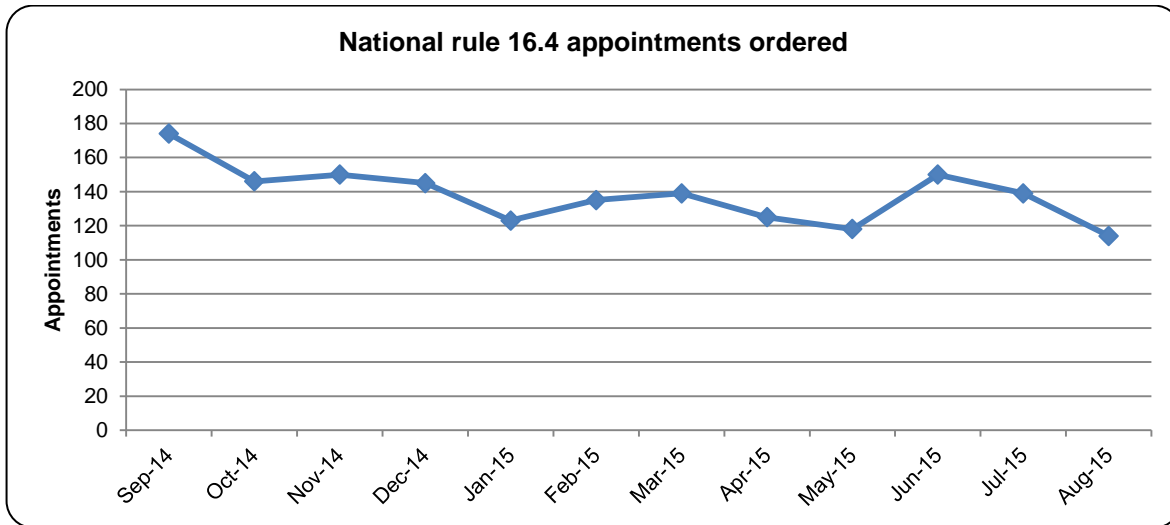
Demand for section 7 reports



Demand for Rule 16.4 Appointments

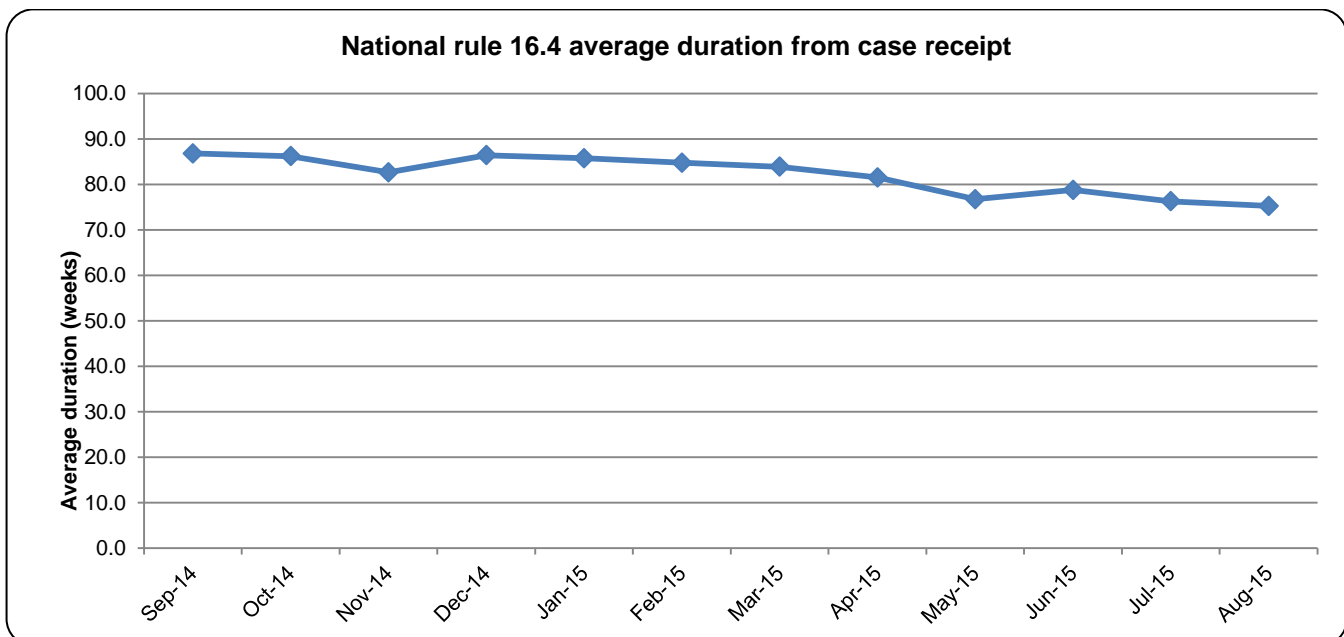
The number of rule 16.4 appointments

- Below is the trend of new R16.4 appointments made in the last 12 months.



- Year to date (April to August 2015) Cafcass received a total of 646 new requests for R16.4 appointments. This figure is 25% (217 cases) less when compared to the same period last year.
- At the end of August 2015, the average duration of open R16.4 cases was 75 weeks. The average duration of the same cases when calculated from the Rule 16.4 appointment was 39 weeks. This means on average the R16.4 appointment is made 36 weeks after the case receipt.

Average duration of the open R16.4 from receipt (taken as a snapshot at the end of each month)



Private Law – Demand for Family Assistance Order

