

**Cafcass Performance Update – Appendix 4a**

National YTD KPI Performance (Aug 2016 – Jul 2017)

**Cafcass Area Performance Summary  
National**

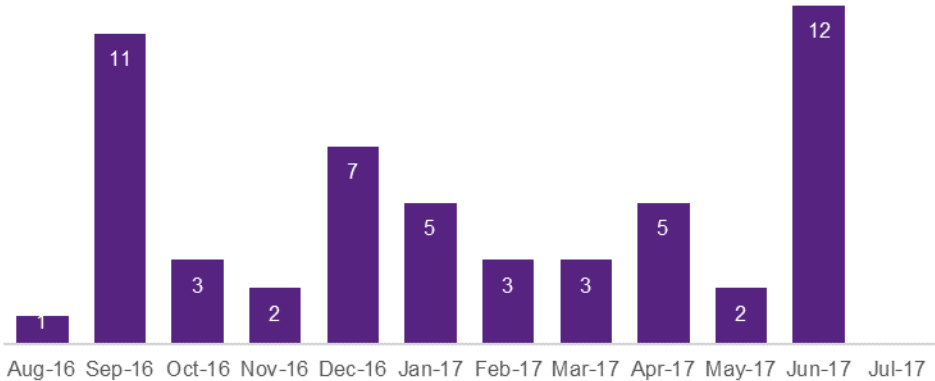
KPI's	Aug-16	Sep-16	Oct-16	Nov-16	Dec-16	Jan-17	Feb-17	Mar-17	Apr-17	May-17	Jun-17	Jul-17	2017-18 YTD/Latest
KPI 1: % Care cases allocated to CG at month end	99.5%	99.4%	99.3%	99.3%	99.4%	99.6%	98.8%	99.0%	99.3%	99.2%	99.2%	99.3%	99.3%
KPI 2: Avg working days to allocate CG (Receipt to allocation)	1.4	1.1	1.1	1.2	1.5	1.3	1.2	1.5	1.6	1.0	1.0	0.8	1.1
KPI 3: % Private law cases allocated to FCA at month end	98.0%	98.7%	98.2%	98.1%	98.3%	99.2%	99.0%	98.8%	98.7%	99.3%	98.8%	98.2%	98.8%
KPI 4: Filed by agreed date - s7 reports	96.8%	96.0%	96.6%	93.8%	97.5%	97.7%	98.6%	98.9%	99.1%	98.7%	98.7%	99.2%	98.9%

Service Area KPI Performance (2017-18 YTD)

National SA	A1	A2	A3	A4	A5	A6	A7	A8	A9	A10	A11	A12	A13	A14	A15A	A15B	A16	A17
KPI 1: % Care cases allocated to CG at month end	98.8%	99.8%	99.3%	98.8%	99.0%	99.9%	99.6%	99.9%	99.8%	99.3%	99.0%	98.9%	99.4%	99.7%	98.9%	100.0%	99.2%	98.9%
KPI 2: Avg working days to allocate CG (Receipt to allocation)	1.0	0.3	0.8	2.0	1.2	0.2	1.0	0.7	0.2	1.4	1.2	1.5	0.3	0.6	2.4	4	1.4	0.9
KPI 3: % Private law cases allocated to FCA at month end	99.9%	100.0%	100.0%	99.3%	99.8%	99.9%	99.9%	100.0%	99.9%	100.0%	99.9%	99.8%	99.8%	99.9%	100.0%	99.8%	99.9%	100.0%
KPI 4: Filed by agreed date - s7 reports	98.6%	99.0%	99.2%	96.4%	98.4%	100.0%	99.3%	99.5%	99.2%	98.6%	96.9%	98.9%	98.0%	99.2%	100.0%	99.5%	99.6%	99.4%

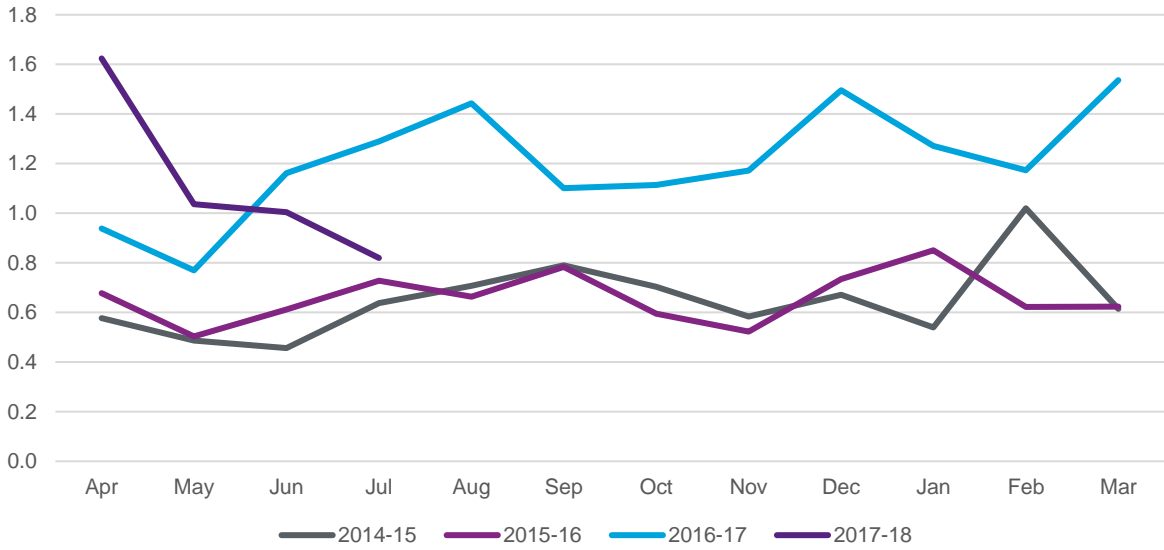
**KPI 1: Public Law Care Cases not allocated to Children's Guardian at month end**

KPI 1: Open Number of Public Law Care Cases not allocated to a Children's Guardian

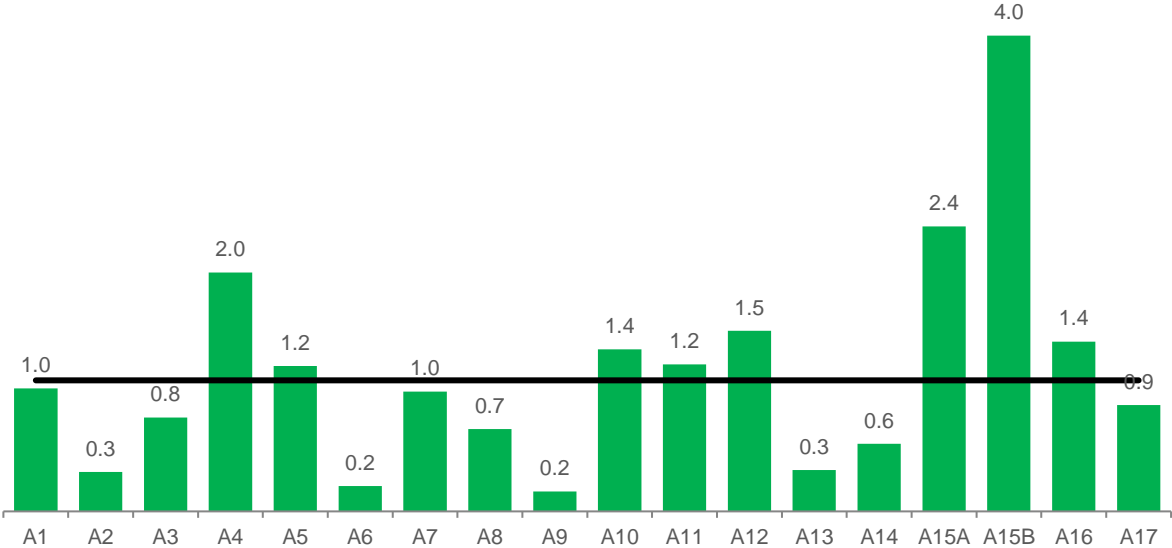


**KPI 2: Average Working Days to Allocate Children's Guardian to Care cases (Target < 3 Working Days)**

Average Working Days to Allocate Children's Guardian to care cases

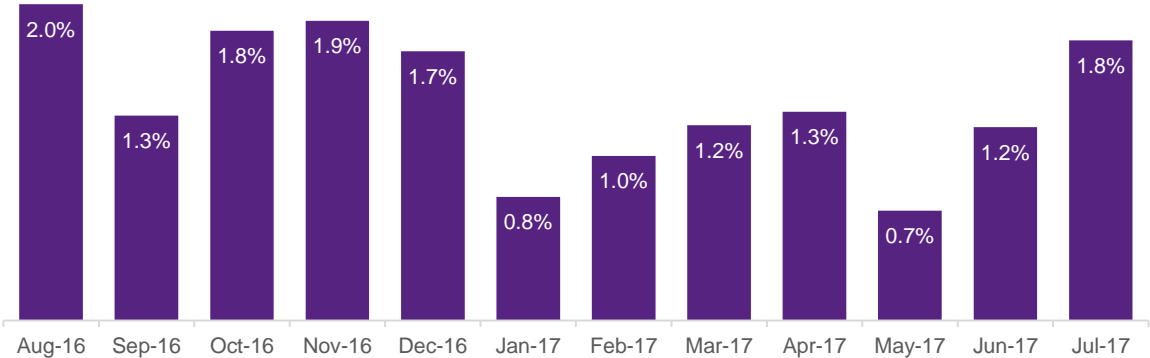


### KPI 2 Average Working Days to Allocate Guardians to Care Cases (YTD)

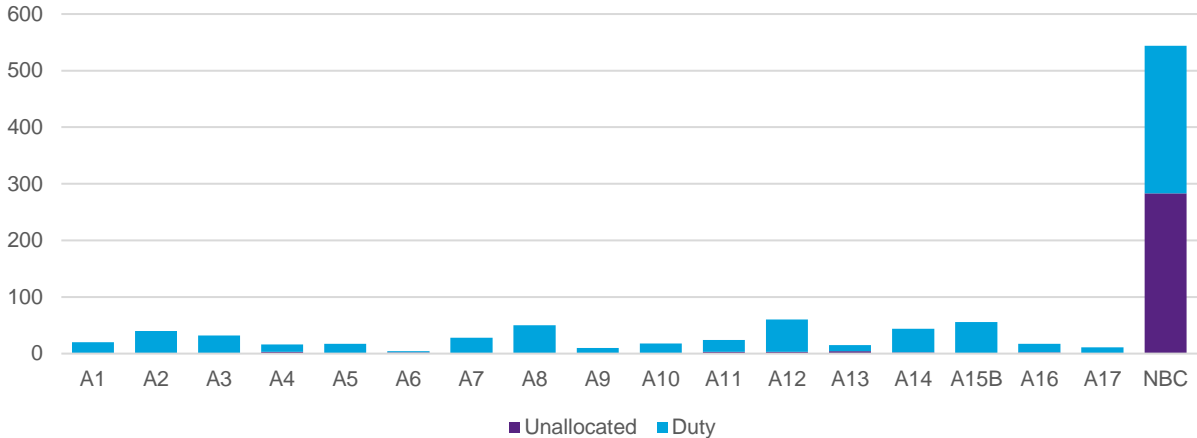


### KPI 3: Private Law Workload Allocated at Month End (Target 3%)

Proportion of Open Private Cases not Allocated



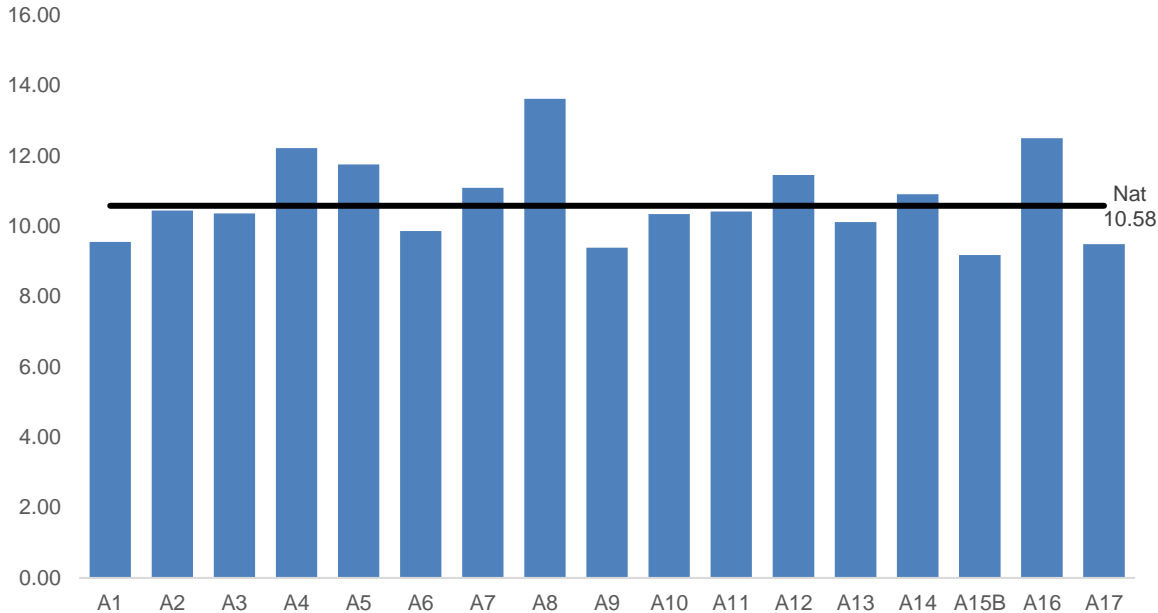
### Number of Private Law Cases Unallocated and Duty Allocated (Latest Month)



*Note: National Business Centre inputs all the private law demand into ECMS. The high number of unallocated cases are the ones transferred from NBC but not yet accepted by the local teams at the time of data collection which show as unallocated on the system.*

**KPI 4: Section 7 Reports Filed by Agreed Date**

Average s7 Filing Time (Weeks) Year-to-Date



% s7 Reports Extended by SA Year-to-Date

