

Cafcass Performance Update – Appendix 1

National YTD KPI Performance (2017-18 YTD)

**Cafcass Area Performance Summary
 National**

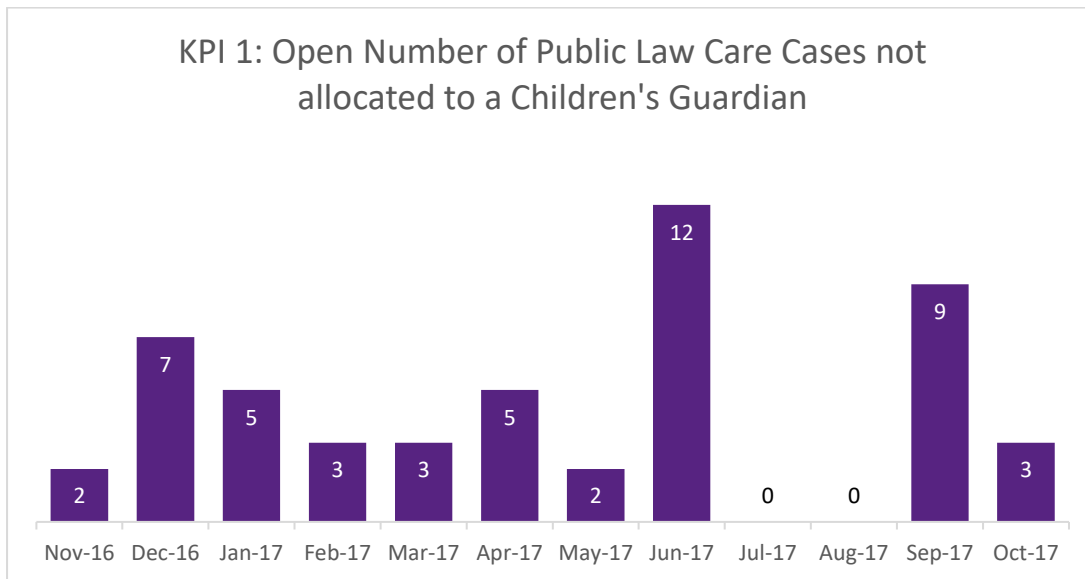
	Nov-16	Dec-16	Jan-17	Feb-17	Mar-17	Apr-17	May-17	Jun-17	Jul-17	Aug-17	Sep-17	Oct-17	2017-18 YTD/Latest
Public law													
KPI 1: % Care cases allocated to CG at month end	99.3%	99.4%	99.6%	98.8%	99.0%	99.3%	99.2%	99.2%	99.3%	99.4%	99.4%	99.5%	99.3%
KPI 2: Avg working days to allocate CG (Receipt to allocation)	1.2	1.5	1.3	1.2	1.5	1.6	1.0	1.1	0.8	0.9	0.9	0.8	1.0
KPI 3: % Private law cases allocated to FCA at month end	98.1%	98.3%	99.2%	99.0%	98.8%	98.7%	99.3%	98.8%	98.2%	98.5%	98.6%	99.1%	98.7%
KPI 4: Filed by agreed date - s7 reports	93.8%	97.5%	97.5%	98.6%	98.9%	99.1%	98.8%	98.7%	99.1%	98.7%	98.4%	98.7%	98.8%

Service Area KPI Performance (2017-18 YTD)

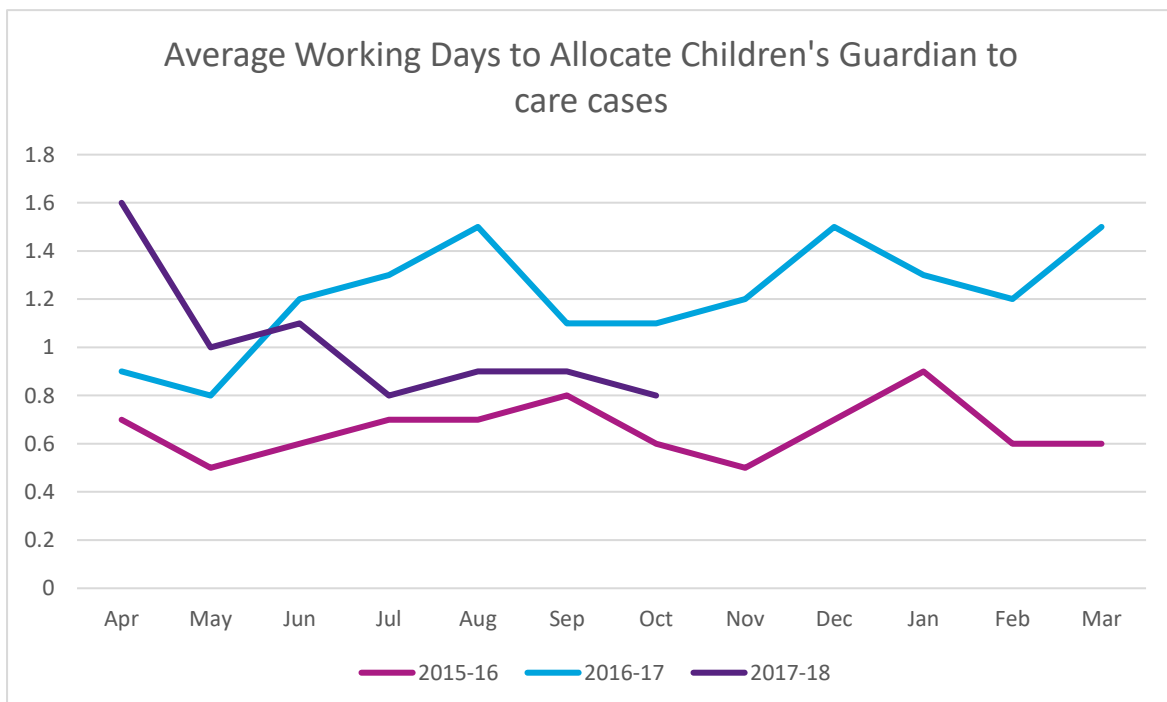
**Cafcass Area Performance Summary
 National SA**

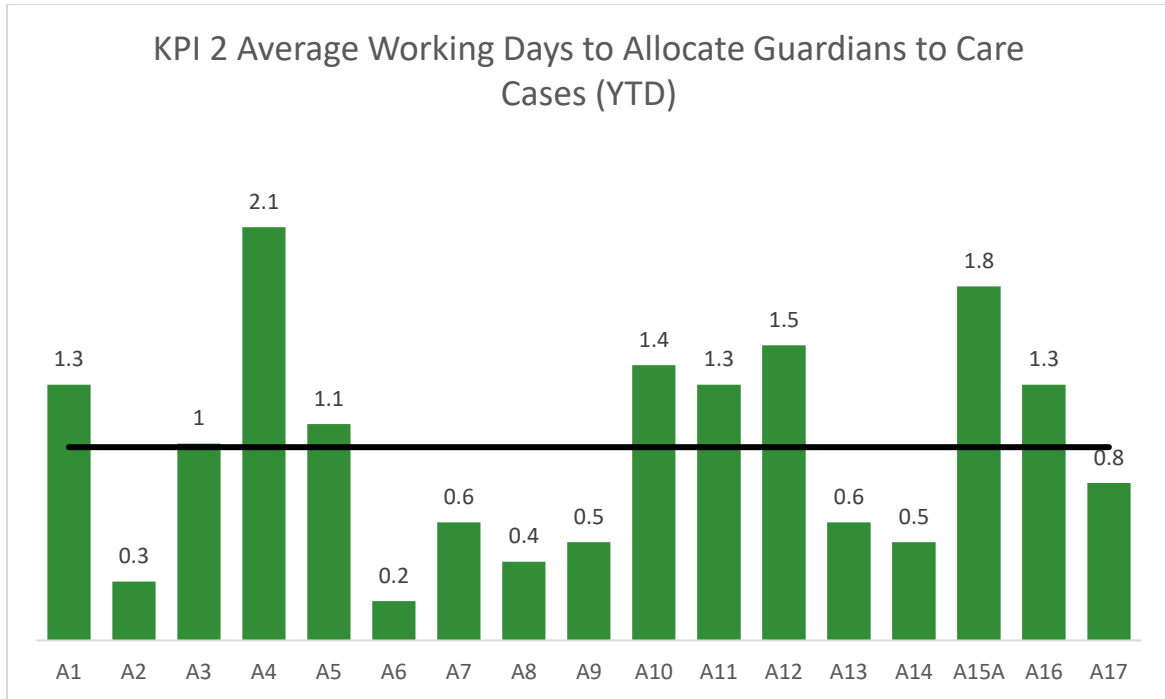
	A1	A2	A3	A4	A5	A6	A7	A8	A9	A10	A11	A12	A13	A14	A15A	A15B	A16	A17
Public law																		
KPI 1: % Care cases allocated to CG at month end	98.9%	99.8%	99.3%	98.8%	99.1%	100.0%	99.8%	99.9%	99.8%	99.4%	99.1%	99.0%	99.4%	99.6%	99.1%	#N/A	99.2%	99.0%
KPI 2: Avg working days to allocate CG (Receipt to allocation)	1.3	0.3	1.0	2.1	1.1	0.2	0.6	0.4	0.5	1.4	1.3	1.5	0.6	0.5	1.8	#N/A	1.3	0.8
KPI 3: % Private law cases allocated to FCA at month end	99.9%	100.0%	100.0%	99.6%	99.8%	99.9%	99.9%	100.0%	99.9%	100.0%	99.7%	99.8%	99.8%	99.9%	#N/A	99.8%	99.8%	99.9%
KPI 4: Filed by agreed date - s7 reports	99.1%	99.0%	98.8%	94.9%	98.6%	99.4%	99.2%	100.0%	99.2%	98.2%	96.8%	98.6%	97.8%	99.0%	#N/A	99.7%	99.8%	99.0%

KPI 1: Public Law Care Cases not allocated to Children's Guardian at month end

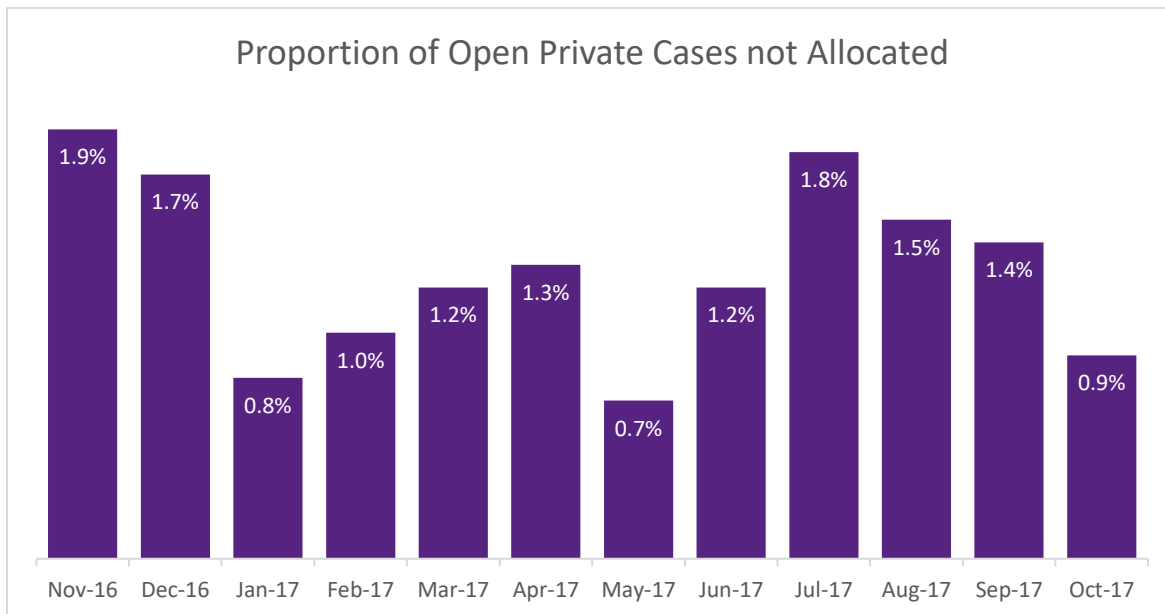


KPI 2: Average Working Days to Allocate Children's Guardian to Care cases (Target < 3 Working Days)

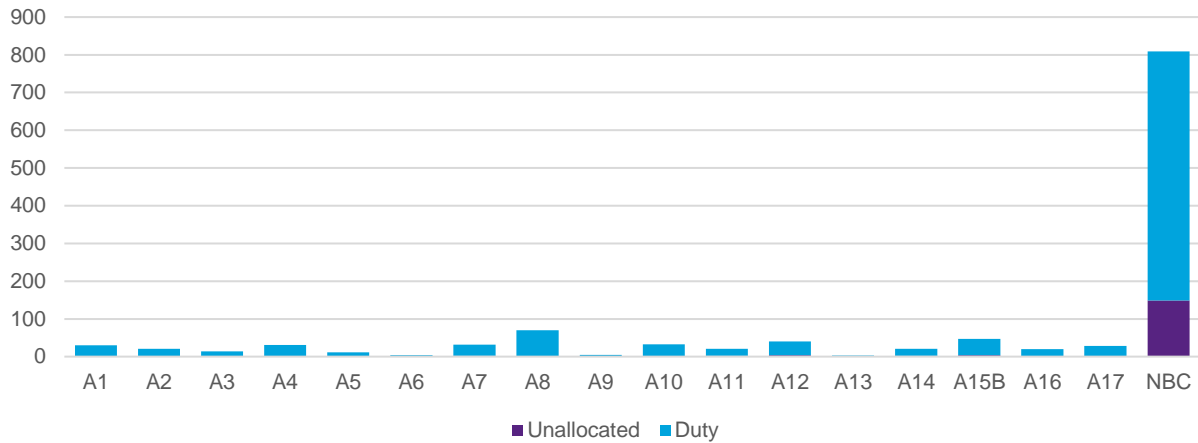




KPI 3: Private Law Workload NOT Allocated at Month End (Target < 3%)

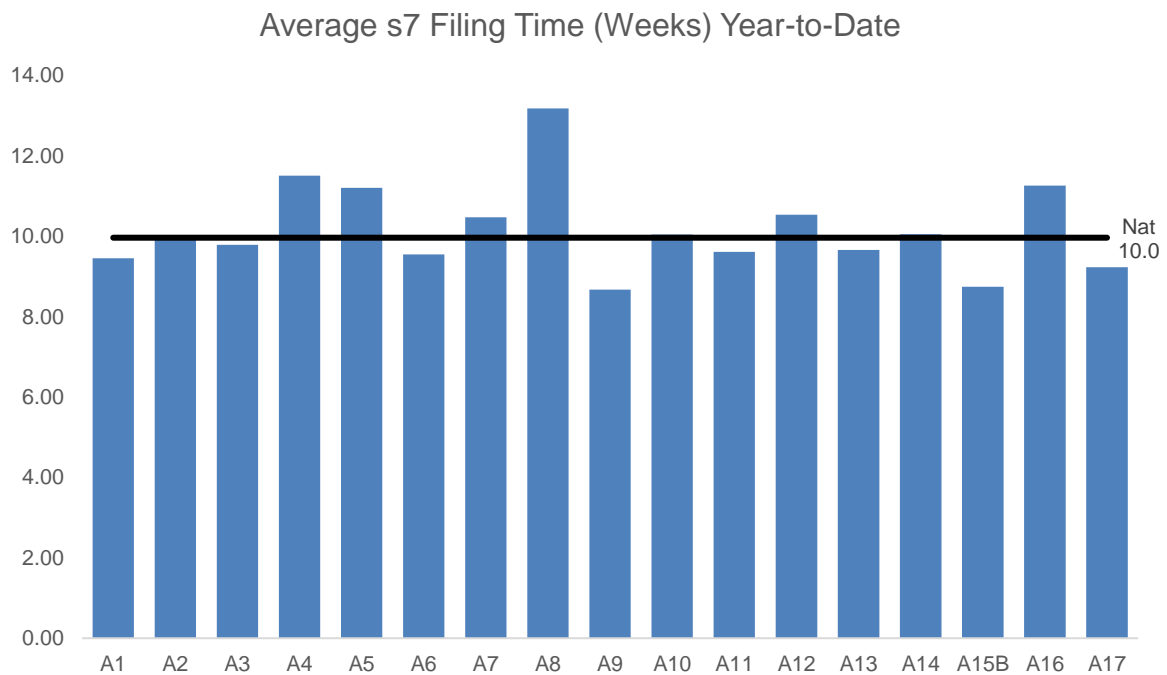


Number of Private Law Cases Unallocated and Duty Allocated (Latest Month)



Note: National Business Centre inputs all the private law demand into ECMS. The high number of unallocated cases are the ones transferred from NBC but not yet accepted by the local teams at the time of data collection which show as unallocated on the system.

KPI 4: Section 7 Reports Filed by Agreed Date



% s7 Reports Extended by SA Year-to-Date

